

# A meta-analysis of sex differences in animal personality: no evidence for the greater male variability hypothesis

Lauren M. Harrison\* , Daniel W. A. Noble†  and Michael D. Jennions† 

*Division of Ecology and Evolution, Research School of Biology, The Australian National University, 46 Sullivans Creek Road, Canberra, ACT, 2600, Australia*

## ABSTRACT

The notion that men are more variable than women has become embedded into scientific thinking. For mental traits like personality, greater male variability has been partly attributed to biology, underpinned by claims that there is generally greater variation among males than females in non-human animals due to stronger sexual selection on males. However, evidence for greater male variability is limited to morphological traits, and there is little information regarding sex differences in personality-like behaviours for non-human animals. Here, we meta-analysed sex differences in means and variances for over 2100 effects (204 studies) from 220 species (covering five broad taxonomic groups) across five personality traits: boldness, aggression, activity, sociality and exploration. We also tested if sexual size dimorphism, a proxy for sex-specific sexual selection, explains variation in the magnitude of sex differences in personality. We found no significant differences in personality between the sexes. In addition, sexual size dimorphism did not explain variation in the magnitude of the observed sex differences in the mean or variance in personality for any taxonomic group. In sum, we find no evidence for widespread sex differences in variability in non-human animal personality.

*Key words:* sexual selection, personality, behaviour, sex differences, variability, shared traits, meta-analysis, sexual size dimorphism, heterogamety, greater male variability hypothesis

## CONTENTS

|  |     |
|--|-----|
| I. Introduction  | 680 |
| (1) ‘Greater male variability’ in humans and other animals                                 | 680 |
| (2) Personality behaviours and sex differences   | 681 |
| (3) Evolutionary explanations  | 681 |
| (a) Condition dependence, life-history trade-offs and sexual selection                     | 681 |
| (b) Negative frequency dependence and sexual selection                                     | 682 |
| (c) Genetic and developmental pathways   | 682 |
| (4) Testing the ‘greater male variability’ hypothesis using non-human animal personalities | 682 |
| (5) Predictions  | 683 |
| II. Materials and methods  | 683 |
| (1) General approach   | 683 |
| (2) Literature search and data collection  | 683 |
| (3) Data transformations   | 684 |
| (4) Effect sizes and sampling variances  | 685 |
| (5) Moderator variables  | 685 |
| (6) Meta-analyses  | 686 |
| (7) Publication bias   | 688 |

\* Address for correspondence (Tel: +61 422 366 788; E-mail: lauren.harrison@anu.edu.au)

† Authors contributed equally to this study.

|  |     |
|--|-----|
| III. Results   | 690 |
| (1) Data set summary   | 690 |
| (2) Sex differences  | 690 |
| (3) Sexual size dimorphism and sex differences in personality      | 692 |
| (4) Publication bias   | 693 |
| (5) Heterogamety and sex differences in variability in personality | 693 |
| IV. Discussion   | 693 |
| V. Conclusions   | 696 |
| VI. Acknowledgements, data availability and author contributions   | 696 |
| VII. References  | 696 |
| VIII. Supporting information                                       | 707 |

## I. INTRODUCTION

Numerous studies have quantified average differences between men and women in traits ranging from height and physiology to, more controversially, behaviours, including intelligence and personality. Far fewer studies have investigated human sex differences in variability among individuals (but see *Lehre et al.*, 2009). The causes and consequences of sex differences in behavioural variability have, however, been widely debated in the social sciences (e.g. *Stewart-Williams & Halsey*, 2021). For example, sex differences in variability in academic performance (*Machin & Pekkarinen*, 2008) or the classroom (*Baye & Monseur*, 2016; *O’Dea et al.*, 2018; *Gray et al.*, 2019) have been attributed to sex differences in variability in intelligence (*Arden & Plomin*, 2006; *Johnson, Deary & Carothers*, 2008), psychological state (*Archer*, 2019), creativity (*Ju, Duan & You*, 2015), aggressiveness (*Deary et al.*, 2003), personality (*Borkenau, McCrae & Terracciano*, 2013*b*) and, ultimately, brain structure (*Ritchie et al.*, 2018; *Wierenga et al.*, 2020). The general conclusion is that males are more behaviourally variable than females (‘greater male variability’ hypothesis). This conclusion has led to much controversy as it is sometimes used to explain male-biases in science, technology, engineering and mathematics (STEM) for university enrolment, subsequent employment and recognition of extremely high-level performance (*Benbow & Stanley*, 1980, 1983; *Lubinski & Benbow*, 1992; *Pinker*, 2005; *Halpern et al.*, 2007).

### (1) ‘Greater male variability’ in humans and other animals

Greater attention has been paid to describing average differences between the sexes than to differences in trait variability (e.g. average differences in brain size; see *Shields*, 1975, 1982). It was not until Darwin (1871) suggested that males were more likely than females to express variation in their physical (i.e. phenotypic) traits that the ‘greater male variability’ hypothesis became the focus of scientific attention. Darwin (1871, p. 272, 321–330) argued that the tendency of males to vary more than females indicated that sex-specific selection on males was an important evolutionary process. As evolutionary theory emphasises the importance of variability as the raw material for selection to operate, it became legitimate to study sex differences in behavioural variation

(*Shields*, 1982; *Hyde*, 1990). Following Darwin, the prominent sexologist *Havelock Ellis* (1894) was one of the first formally to describe biological sex differences in variability for both physical and mental traits in men and women. *Ellis* (1894) concluded that the differences between men and women for variability in brain size indicated that the mental abilities of men were superior to those of women, due to a greater concentration of men at the higher extremes of distributions for both traits. Although the ‘greater male variability’ hypothesis has faced criticism and pushback since its inception [most notably from women scientists (*Thompson*, 1903; *Hollingworth*, 1914, 1918; *Hyde*, 1981; *Shields*, 1982)], it has remained a controversial topic of unresolved debate for well over a century (see *Fausto-Sterling*, 1985). Some have argued that the extent to which the ‘greater male variability’ hypothesis has been accepted is related more to societal changes than empirical evidence. For example, *Shields* (1982) stated that the hypothesis was more readily accepted by the scientific community at a time when women began to enrol in universities in increasing numbers. Even now, as fewer scientists invoke the ‘greater male variability’ hypothesis to explain a male-bias in STEM, the hypothesis, and its possible biological underpinnings (i.e. due to natural and sexual selection – referred to using the shorthand of ‘biology’ or ‘evolution’) continue to be discussed and tested (e.g. *Geary*, 2018, 2021).

Greater variability among men than women in behaviour, personality and cognition is widely attributed to socio-cultural factors that differ between the sexes, but also to biological factors (*Feingold*, 1992; *Miller & Halpern*, 2014). Some commentators have, however, argued that the role of evolved sex differences in behaviour is still underplayed (*Archer*, 2019; *Stewart-Williams & Halsey*, 2021). A key line of reasoning invokes a trend across non-human animals for greater male than female variability (e.g. *Geary*, 2010). Although greater male variability has been reported for some traits in non-human animals (e.g. reversal learning performance in mountain chickadees; *Branch et al.*, 2020), the robustness of this claim is unclear. Specifically, the strongest evidence is for greater variability in male than female morphology, especially for sexually selected traits, including ornaments, weaponry and body size (*Pomiankowski & Moller*, 1995; *Reinhold & Engqvist*, 2013; *Wyman & Rowe*, 2014). To date, the evidence appears weak or absent for greater male

variability for behaviours that are exhibited by both sexes (Tarka *et al.*, 2018; Zajitschek *et al.*, 2020).

## (2) Personality behaviours and sex differences

Human personality is often quantified by scoring five components of behaviour (the ‘Big Five’: extraversion, neuroticism, openness, conscientiousness and agreeableness; Costa & McCrae, 1992), which are repeatable among individuals over time. In the last 15 years, comparable evidence has emerged for repeatable and heritable behavioural variation among non-human animals that is akin to human personality. These animal behaviours are often grouped into five personality axes that loosely resemble those in humans: activity, aggression, boldness, exploration and sociality/sociability (Réale *et al.*, 2007). We can therefore now test claims for greater male variability in personality traits in non-human animals (e.g. Archer, 1996; Nettle, 2006; Borkenau *et al.*, 2013*b*).

## (3) Evolutionary explanations

There are three non-mutually exclusive explanations frequently invoked by biologists to explain the maintenance of variation in non-human animal personality despite natural selection tending to eliminate less-fit variants (Smith & Blumstein, 2008; Dingemanse & Wolf, 2010): (a) condition-dependent trait expression; (b) negative frequency-dependent selection and (c) developmental or genetic constraints. Crucially, when stronger sexual selection on males than females is taken into account, sexual selection might partially account for why males are more variable than females for some personality traits.

Sexual selection is usually stronger on males than females (Fromhage & Jennions, 2016; Janicke & Morrow, 2018). It favours individuals with the most extreme expression of traits that increase the likelihood of obtaining mates (e.g. weapons, ornaments, courtship and coercive behaviours; Darwin, 1871), or fertilising eggs when females mate multiply (Parker, 1970). There is often far greater among-individual variation in mating success in males than females (Janicke *et al.*, 2016). This is partly attributable to the relative abundance of males and females that are available to mate [i.e. the operational sex ratio (OSR); Emlen & Oring, 1977]. As the OSR becomes more male-biased, the variation in male mating success increases, and hence the opportunity for sexual selection (Wade, 1979; Arnold & Wade, 1984). However, a greater opportunity for sexual selection in males than females does not, by itself, mean that there is stronger sexual selection on males: stochastic factors can create a relationship between the OSR and the opportunity for sexual selection (Klug *et al.*, 2010; Jennions, Kokko & Klug, 2012). Ultimately, stronger sexual selection on males primarily arises due to males spending relatively more of their lives in the mating pool trying to acquire a mate (Kokko, Klug & Jennions, 2012; Fromhage & Jennions, 2016). This increases the costs that

males can incur to shorten this interval by investing more heavily in traits that provide an advantage when competing for mates. This sexual competition for mates (and fertilisations) tends to generate strong directional selection on males which, in turn, can sometimes select for condition-dependent mating tactics, and alter the life-history trade-offs that males and females experience. Each of these consequences can increase variability in male mating behaviours.

### (a) Condition dependence, life-history trade-offs and sexual selection

Sexual selection generally favours condition-dependent trait expression if individuals in better condition can afford to incur greater costs (Rowe & Houle, 1996). Even minor differences in resource acquisition among individuals due to chance or small genetic differences in, say, foraging efficiency can therefore translate into differential expression of sexual traits (Rowe & Houle, 1996), increasing phenotypic variance among individuals. Condition dependence can therefore maintain variation in sexually selected traits, even when directional female choice should otherwise erode genetic variation in male trait expression (i.e. the ‘lek paradox’; Borgia, 1979). Sexually selected traits are likely to show higher condition dependence than naturally selected traits because a small relative advantage can translate into large fitness gains due to the zero-sum nature of competition for mates. In sum, stronger sexual selection on males is predicted to yield sexual traits with greater variance among males than equivalent traits in females, or than naturally selected traits in either sex (Pomiankowski & Moller, 1995; Wyman & Rowe, 2014). It is also worth noting that pleiotropic effects of sexually selected traits might then also increase variance in correlated traits (e.g. Han & Dingemanse, 2015). For example, sexual selection on males to elevate aggressiveness when fighting with rivals might also affect aggressiveness in other contexts, such as when foraging in a group.

Life-history trade-offs have also been proposed to generate variation in personality among individuals (Wolf *et al.*, 2007). Sexual selection on condition-dependent male sexual traits can lead to sex-specific life-history trade-offs that generate greater phenotypic variation among males than females. For example, sexual selection often reduces male life expectancy to below that of females due to the differential expression of sex and stress hormones (e.g. in humans; Regan & Partridge, 2013), fighting-associated injuries (e.g. fatal territorial contests in male common loons *Gavia immer*; Piper *et al.*, 2008), the high energetic costs of sexual advertising (e.g. the advertisement calls of male field crickets *Teleogryllus commodus*; Hunt *et al.*, 2004), and ornaments attracting predators (e.g. guppy *Poecilia reticulata* male colouration; Gordon, Lopez-Sepulcre & Reznick, 2011). Sexual selection could therefore increase variation in the magnitude of the trade-off between current reproduction and survival, which will elevate age-dependent variation in allocation of resources to different life-history traits, including those under both sexual and natural selection.

(b) *Negative frequency dependence and sexual selection*

Negative frequency-dependent selection is a form of balancing selection that can maintain genetic variation in traits. It is often associated with the evolution of different morphs within a species due to a rarer phenotype having a fitness advantage (e.g. predators learning more readily to detect male *P. reticulata* guppies with a common colour morph; Olendorf *et al.*, 2006). Negative frequency-dependent selection is particularly relevant for behavioural traits that elevate the intensity of competition among similar individuals (Wolf & McNamara, 2012). For example, there are two foraging morphs in *Drosophila melanogaster* larvae: ‘rover’ (actively explores) and ‘sitter’ (sedentary feeders). Both morphs have lower fitness when common, as within-morph competition increases with population density at limited food sources (Fitzpatrick *et al.*, 2007).

Sexual selection often results in the evolution of alternative mating tactics. This is usually because individuals with a poor start in life, or those that are in worse condition due to their recent experience or to the effects of ageing, gain more from a mating tactic that circumvents female choice or direct physical contests (Taborsky & Brockmann, 2010). When early development affects the adult phenotype, this can result in development being canalised into a few discrete pathways such that alternative mating tactics are associated with a suite of morphological traits that differ from those for the dominant mate-acquisition tactic. For example, sneaker males are smaller and more female-like than males using the dominant mating tactic. Sexual selection, because it more often promotes the evolution of alternative mating tactics in males than females, therefore tends to generate higher variation among males than females in both morphological traits and allied behaviours.

(c) *Genetic and developmental pathways*

Greater male variability might arise from ‘constraints’ imposed by sex-determination mechanisms (James, 1973). In mammals, for example, XX/XY chromosomal sex determination means that females have two X chromosomes and males only one. For females, the phenotypic effects of genes on the X chromosome are therefore averaged across their expression on both chromosomes, often *via* epigenetic inactivation of one chromosome (Amos-Landgraf *et al.*, 2006). By contrast, males only express genes on the single, maternally inherited X chromosome. All else being equal, this should create more extreme phenotypes in males (Charlesworth, 1996), hence greater variation among males than females. It should be noted, however, that X-inactivation is not always random in mammals. Skewed X-inactivation, the imbalanced expression of paternal and maternal X chromosome genes, is fairly common (Shvetsova *et al.*, 2019) and can generate greater than expected genetic variation in females (Gribnau & Barakat, 2017). Additionally, females are the heterogametic sex in some taxa, including birds, butterflies, and some fish and reptiles (Beukeboom & Perrin, 2014). If the

mechanism of sex determination drives sex differences in phenotypic variability, then taxa with heterogametic females should exhibit greater variability in females than males (Reinhold & Engqvist, 2013). Similarly, it is possible that when sex determination depends on an environmental threshold, such as temperature or host size in parasitoids, the sexes might differ in their phenotypic variability depending on whether there is greater variation in the environmental cue above or below the threshold.

**(4) Testing the ‘greater male variability’ hypothesis using non-human animal personalities**

Based on the above explanations, sexual selection and the mechanism of sex determination are likely to amplify both average differences in trait expression and variation in sexually selected behaviours and, as a by-product, any associated behaviours that affect personality (reviewed in Schuett, Tregenza & Dall, 2010). For example, aggressive personality, as result of sexual selection on fighting behaviour, is expected to lead to both greater average trait expression and more among-individual variance in males compared to females (but see Stockley & Brø-Jørgensen, 2011). Indeed, variation in two components of human personality (agreeableness and neuroticism) that are linked to aggressiveness, show greater variability among men (Budaev, 1999; Archer & Mehdikhani, 2003). This line of reasoning should apply to all taxa: male variability in personality should be higher in species when sexual selection on males is more intense. This broad-scale prediction about all non-human animals is directly relevant to proposed explanations for sex differences in variation in human behaviour that invoke evolved biological differences between the sexes due to sexual selection (e.g. Archer, 2019; Stewart-Williams & Halsey, 2021), but it remains poorly tested.

Here we conduct a large-scale meta-analysis of non-human animal personality studies (extending an earlier meta-analysis by Tarka *et al.*, 2018) to test the robustness of claims that males differ behaviourally from females for these types of traits. More specifically, we answer three questions: (i) do males show greater mean trait expression or variability than females for each of the five personality components? (ii) Do sex differences in means or variability differ among the five components of personality? And (iii) does sexual selection [estimated using a proxy of sexual size dimorphism (SSD)] explain differences in the magnitude of sex differences in the mean and variance in personality? In many taxa, the strength of sexual selection on males is correlated with the magnitude of SSD (Fairbairn, Blanckenhorn & Székely, 2007). We therefore included SSD as a moderator in our meta-analyses. Additionally, our data set contains taxa where males are heterogametic (mammals), homogametic (birds), or a mixture of both (insects, fish and reptiles/amphibians). As such, we also partially tested if sex determination by sex chromosomal arrangement affects sex differences in variation in personality by testing for a moderating effect of taxa.

## (5) Predictions

We expected that males would show larger mean trait values for personality traits, with the possible exception of sociality (Dingemanse & Wolf, 2010; Wolf & Weissing, 2010), and greater variance for all five traits in accordance with the ‘greater male variability’ hypothesis (Feingold, 1992). We expected that the magnitude of sex-specific differences in mean values and variance would depend on the type of personality trait, because trait types are likely to be correlated with sex roles (e.g. parental care might affect sociality), life histories (e.g. sex-biased dispersal is likely to affect exploration and activity), and sexual selection (e.g. the level of male–male competition or female mate choice might affect male levels of aggression and female levels of exploration). When testing whether the degree of sex-specific sexual selection (as measured by an index of SSD) moderated effect sizes, we predicted that species with a greater male-bias in SSD would show stronger sex differences in the mean and variance. However, we also expected the strength of its moderating effect to differ among the personality traits due to variation in the magnitude of the difference in sex-specific selection on the trait.

## II. MATERIALS AND METHODS

### (1) General approach

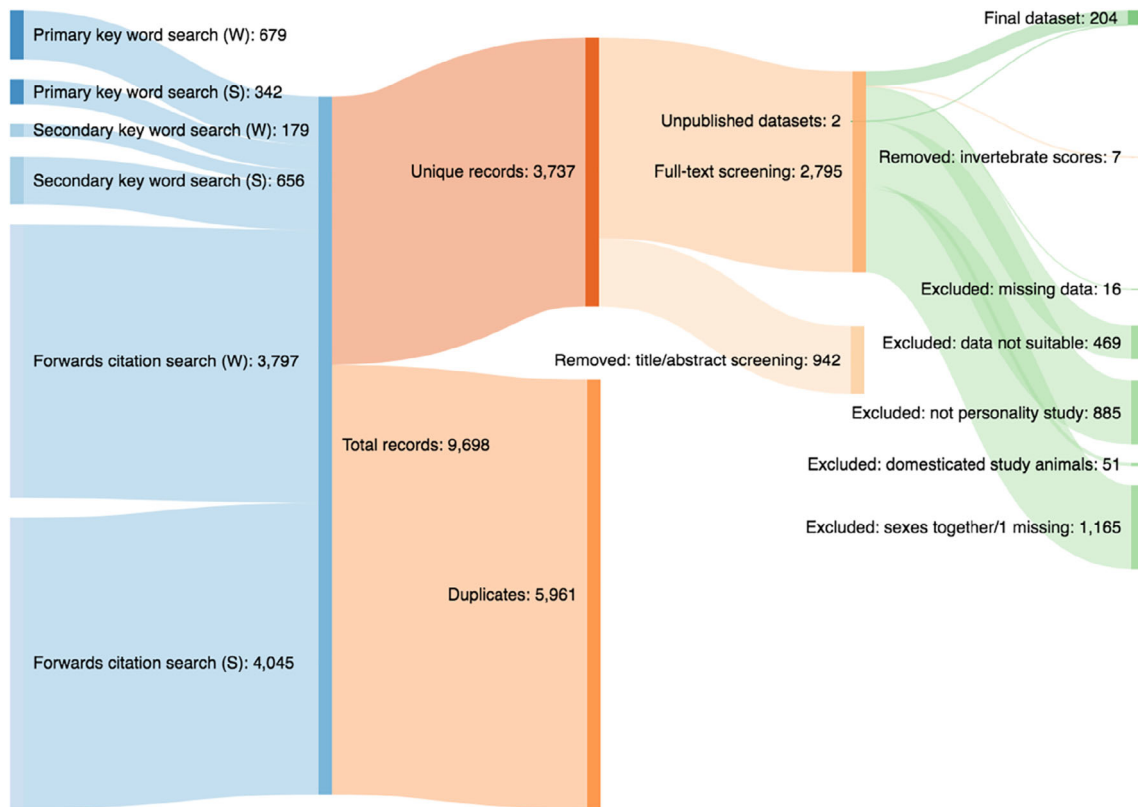
We conducted a systematic review and meta-analysis to test the generality of the ‘greater male variability’ hypothesis across the animal kingdom (excluding humans). Comparisons of shared behavioural traits often provide conflicting evidence for greater male variability (e.g. Reinhold & Engqvist, 2013; Tarka *et al.*, 2018; Zajitschek *et al.*, 2020); we therefore chose to focus on animal personality as a way to compare shared behaviours that are broadly equivalent, and measured in similar ways, across many different non-human animal species. For this synthesis, we extracted the raw means and error for personality and personality-like behaviours for both males and females from the primary literature (see Fig. 1). Recently, there has been a push for stricter definitions of personalities in non-human animal behaviour studies (Dingemanse & Wright, 2020). By definition, personality traits are repeatable (Sih, Bell & Johnson, 2004), but very few of the available studies reported repeatability, nor cited previous work that has documented repeatability of the behavioural measure used to quantify personality. As such, many earlier studies of personality-like animal behaviours do not necessarily meet these criteria. To ensure adequate sample sizes, however, we retained behaviours that are commonly described as indices of animal personality, or where the authors explicitly interpreted these behaviours as ‘personalities’ (Sih *et al.*, 2004; Réale *et al.*, 2007). Our inclusion of studies that did not explicitly confirm the repeatability of personality and personality-like behaviours could introduce potential problems with our

interpretation, but we included them to allow us to test the ‘greater male variability’ hypothesis for behaviours exhibited by both sexes across a wider array of animal taxa. It is also worth noting that there is no obvious reason for studies that do not report repeatability to be biased with respect to the magnitude or direction of any sex difference in the mean or variance in behaviour.

### (2) Literature search and data collection

Our meta-analysis was pre-registered with the Open Science Foundation (OSF; study details available at: <https://osf.io/b9ju6/>). We conducted a systematic search of the literature for empirical studies of animals that quantify personality traits, which were categorised into five types: ‘boldness’, ‘aggression’, ‘activity’, ‘sociality’ and ‘exploration’ (Sih *et al.*, 2004; Réale *et al.*, 2007). We ran primary and secondary key word searches using the search strings shown in Table S1 in the online Supporting Information. In the primary searches we looked for behavioural measures commonly used by those studying animal personality to quantify each of the five personality types, such as ‘hiding time’ as an index of boldness or ‘distance moved’ as an index of exploration (Sih *et al.*, 2004; Réale *et al.*, 2007). Our secondary searches were designed to locate studies of ‘personality-like’ behaviours that were alternative measures of activity, aggression, boldness, exploration or sociality. We then conducted additional forward citation searches to include all articles that had cited any of five influential reviews of animal personality (Dall, Houston & McNamara, 2004; Sih *et al.*, 2004; Réale *et al.*, 2007; Dingemanse & Wolf, 2010; Schuett *et al.*, 2010). In all cases we searched for studies that collected data on both males and females so that the sexes could be compared for data collected by the same researchers from the same population using equivalent methods. In total, we collected 9698 records from the *ISI Web of Science* and *SCOPUS* databases on 11 December 2018. The PRISMA diagram summarising our search protocol and the number of articles located using each search method is shown in Fig. 1.

After removing obvious duplicates, 3739 articles were available for title and abstract screening by LMH. Of these, 942 were excluded at the title/abstract screening stage because they were: (i) duplicates ( $N = 130$ ), (ii) human studies ( $N = 256$ ), (iii) reviews or non-empirical studies ( $N = 516$ ), (iv) not in English ( $N = 8$ ), or (v) inaccessible ( $N = 32$ ). We then carried out a full-text screening of the remaining 2797 articles. We included articles in the final data set only if they provided raw means, variances (i.e. standard error or standard deviation) and sample sizes for behavioural measures of personality for both sexes. Raw summary statistics are required to calculate variance-based effect sizes, which also provide greater opportunities to control for sources of non-independence (Nakagawa *et al.*, 2015; Noble *et al.*, 2017). Consequently, studies that only reported principle components or factor loadings were excluded (following the methods of Tarka *et al.*, 2018). We excluded articles during



**Fig. 1.** PRISMA diagram of our search protocol for screening and including/excluding studies for this meta-analysis. Each stage of the data collection process is highlighted with different coloured pipes (blue: literature search; orange: title/abstract screening; green: full-text screening). See Table S1 for detailed key word search terms used to locate studies. W, *Web of Science*; S, *SCOPUS*.

full-text screening using the following criteria: (i) it was not a personality study (i.e. reported a behaviour that could not be assigned to any of the ‘Big Five’ categories, e.g. ‘social node position’), (ii) the study was on domesticated or agricultural animals, (iii) the study did not report separate data for males and females (i.e. the study was on simultaneous hermaphrodites, clones or gynandromorphs; or data from both sexes were combined; or only one sex was measured; or data was only reported for one sex), or (iv) data were unsuitable/missing (i.e. raw data were missing, missing sample sizes, sampling error type was not reported, or the mean of one sex was zero leading to effect size calculation issues) (Fig. 1 and Appendix S1).

In total, we identified 209 eligible articles with suitable data to calculate effect sizes. We extracted means, measures of variance (standard deviation or standard error) and sample sizes from the text, tables, figures or supplementary data files for both sexes for all relevant behavioural measures of personality traits that were reported by the authors. We used the R package *metaDigitise* version 1.0.0 (Pick, Nakagawa & Noble, 2019) to extract summary statistics from figures. The location of the data in the original article is provided in our raw data file (see Datafile S1: data.xlsx). We received an additional  $N = 2$  unpublished data sets from colleagues (eastern grey kangaroos *Macropus giganteus*: W. Menario-Costa; white-winged choughs

*Corcorax melanorhamphos*: C. Leon) to bring the total number of eligible studies to 211.

From our final 211 eligible studies, a further  $N = 7$  invertebrate studies were removed from analysis because they used score data (i.e. ranked behaviours). We ran contrast-based meta-analytic models with score data as a categorical moderator to compare data calculated from scores (which could not be transformed; see below) to the rest of the data within each taxonomic group. Our model sensitivity checks found that effect sizes calculated from scores were significantly different from the rest of the invertebrate data set (but not for any other taxonomic group, see Table S2 and Appendix S1). Thus, we decided to remove these effect sizes, which reduced our final data set to  $N = 2162$  effect sizes,  $N = 204$  studies and  $N = 220$  species (see Datafile S1: data.xlsx).

### (3) Data transformations

Our data set contained some means, and associated variances, that had to be transformed to meet distribution assumptions about normality before we could calculate the effect sizes Hedges’  $g$  or ln coefficient of variation (lnCVR) ( $N = 200$  latency samples;  $N = 74$  proportion samples). First, any latency data (e.g. time to resume behaviour) that was

right-skewed was log-transformed using the following calculations to obtain means and standard deviations, respectively:

$$\ln \bar{X} = \log(\bar{X}) - \log \sqrt{\left(1 + \left(\frac{SD^2}{\bar{X}^2}\right)\right)}, \quad (1)$$

$$\ln SD = \sqrt{\log\left(1 + \left(\frac{SD^2}{\bar{X}^2}\right)\right)} \quad (2)$$

where  $\bar{X}$  is the mean and  $SD$  is the standard deviation.

Second, some behavioural measures were presented as proportions, which constrains their distribution, so we converted them to the logit scale using  $\text{mean} = \log\left(\frac{p}{1-p}\right)$ ;

$SD = \sqrt{SD^2\left(\frac{1}{p}\right) + \left(\frac{1}{1-p^2}\right)}$ , where  $p$  is the proportion, to meet normality assumptions before calculating the relevant effect size. Ignoring these assumptions can result in overestimated effect size estimates (which was the case for our data). Information on which effect sizes are based on transformed values are provided in the raw data file (Datafile S1: data.xlsx) supplied as Supporting Information.

#### (4) Effect sizes and sampling variances

To quantify sex differences in means and variances for personality traits we used unbiased standardised effect sizes. First, to quantify the difference between the sexes in the mean value of personality traits we calculated Hedges'  $g$  (sample size adjusted standardised mean difference, SMD; Hedges & Olkin, 1985) as follows:

$$g = \frac{\bar{X}_M - \bar{X}_F}{SD_p} \mathcal{J}, \quad (3)$$

$$SD_p = \sqrt{\frac{(\mathcal{N}_M - 1)SD_M^2 + (\mathcal{N}_F - 1)SD_F^2}{\mathcal{N}_M + \mathcal{N}_F - 2}}, \quad (4)$$

$$\mathcal{J} = 1 - \frac{3}{4(\mathcal{N}_M + \mathcal{N}_F - 2) - 1} \quad (5)$$

where  $\bar{X}$  is the mean of the behavioural measure,  $SD_p$  is the pooled standard deviation and  $\mathcal{N}$  and  $SD$  are the sample size and standard deviation for males (M) and females (F). The associated sampling error variance of Hedges'  $g$  is:

$$V_g = \left(\frac{\mathcal{N}_M + \mathcal{N}_F}{\mathcal{N}_M \mathcal{N}_F} + \frac{d^2}{2(\mathcal{N}_M + \mathcal{N}_F)}\right) \mathcal{J}^2 \quad (6)$$

where  $d$  is Hedges'  $g$  without the correction factor  $\mathcal{J}$  (see Eq. 3).

We used Hedges'  $g$  instead of log response ratios as some behavioural measures were based on ranks or scores (excluding invertebrates for which score data were removed). Thus response ratios could not be calculated because score and

rank data are not bound to zero (Houle *et al.*, 2011; Nakagawa *et al.*, 2015).

The relevant direction of the effect size varies depending on the focal behavioural measure of personality. For example, boldness is often measured as either 'latency to flee' or 'time to resume a behaviour' following a simulated predator approach. Here a bolder individual is therefore indicated by a larger or a smaller value, respectively. We examined all measurement protocols and, where necessary, reversed the sign of the male–female difference to ensure that the direction of the effect size had a consistent interpretation for each personality trait. Specifically, a positive value of  $g$  indicates that males are more social, aggressive, exploratory, active or bold.

Second, to quantify sex differences in the variance in personality traits we used the ln coefficient of variation (lnCVR) (Nakagawa *et al.*, 2015). In our data set there was a strong positive relationship between the mean and variance in personality measurements (Pearson's correlation: males:  $r = 0.90$ ; females:  $r = 0.91$ ). Thus, using lnCVR controlled for mean–variance relationships and allowed us to quantify sex differences in variances independent of the mean (Nakagawa *et al.*, 2015; Senior, Viechtbauer & Nakagawa, 2020). We calculated lnCVR and its associated sampling variance ( $s_{\lnCVR}^2$ ) as:

$$\lnCVR = \ln\left(\frac{CV_M}{CV_F}\right) + \frac{1}{2(\mathcal{N}_M - 1)} - \frac{1}{2(\mathcal{N}_F - 1)}, \quad (7)$$

$$s_{\lnCVR}^2 = \frac{SD_M^2}{\mathcal{N}_M \bar{X}_M^2} + \frac{1}{2(\mathcal{N}_M - 1)} - 2\rho_{\ln \bar{X}_M^2, SD_M^2} \sqrt{\frac{SD_M^2}{\mathcal{N}_M \bar{X}_M^2} \frac{1}{2(\mathcal{N}_M - 1)}} + \frac{SD_F^2}{\mathcal{N}_F \bar{X}_F^2} + \frac{1}{2(\mathcal{N}_F - 1)} - 2\rho_{\ln \bar{X}_F^2, SD_F^2} \sqrt{\frac{SD_F^2}{\mathcal{N}_F \bar{X}_F^2} \frac{1}{2(\mathcal{N}_F - 1)}} \quad (8)$$

where  $CV_M$  and  $CV_F$  are  $SD_M / \bar{X}_M$  and  $SD_F / \bar{X}_F$ , respectively; and  $\rho_{\ln \bar{X}_M^2, SD_M^2}$  and  $\rho_{\ln \bar{X}_F^2, SD_F^2}$  are the correlation between the natural logarithms of means and standard deviations of males and females respectively. A positive value of lnCVR indicates that males are more variable than females.

#### (5) Moderator variables

We extracted information on factors that differed among studies where we had an *a priori* expectation that they might moderate the magnitude and/or direction of the effect size (Tarka *et al.*, 2018). Specifically, we recorded the taxa ('invertebrates', 'fish', 'amphibians', 'reptiles', 'birds', 'mammals'), the age of individuals ('juvenile' or 'adult'), whether the study population was from the laboratory (captive bred) or the wild, whether the behaviours were measured in the laboratory or field, and whether the data were collected in an experiment or during natural behaviour of the subject ('experimental' or 'observational'). Most importantly, we generated two moderator

variables to quantify the strength of sexual selection. First, we quantified the degree of SSD, which is often strongly correlated with indicators of the strength of sexual selection (Fairbairn *et al.*, 2007). We calculated SSD as the ratio of male to female mean body length, mass or the size of another focal, dimorphic trait (e.g. wing length) using the following index of SSD (Lovich & Gibbons, 1992):

$$SSD\ index = \left( \frac{\bar{X}_{M_{body\ size}}}{\bar{X}_{F_{body\ size}}} \right) - 1 \quad (9)$$

Using the SSD index rather than the sex difference in raw means allows for: (i) a single continuous moderator that is zero when the sexes are the same size, and positive when males are larger than females; and (ii) comparison of SSD across a wide range of absolute size measures. Larger values of the SSD index are interpreted as species in which there is increasingly stronger sexual selection on males. There are limitations to using SSD as a proxy for male-biased sexual selection because SSD reflects the combination of effects of natural and sexual selection on each sex. First, a female-biased SSD can be found in many animal groups (including birds, fish, reptiles/amphibians and invertebrates). However, a female-biased SSD can often be attributed to natural selection for larger female size (e.g. fecundity selection) rather than stronger sexual selection on males (e.g. Shine, 1989; Krüger, 2005). That noted, even if the SSD is female-biased within a given taxon, a smaller bias is often likely to reflect stronger sexual selection on males (Fairbairn *et al.*, 2007). Second, a male-biased SSD does not reflect sexual selection due to sperm competition, which can arise when competition amongst males to fertilise eggs is greater than the opportunity to monopolise females *via* mate attraction, mate-guarding or male–male competition (Lüpold *et al.*, 2014). Where body size measures for males and females were not reported in the research article, we searched *Web of Science*, *Scopus* and *Google Scholar* using the search terms: “species name” AND male AND female AND body size OR length. For birds, we first searched the *CRC Handbook of Avian Body Masses* (Dunning Jr, 2007) and the online reference database *Birds of the World* (Billerman *et al.*, 2020) for body size measures. We then used data from the located studies to calculate the SSD index (see Datafile S2: sexual\_selection.xlsx).

Second, we also quantified mating system. Where included studies did not report mating system, we searched *Web of Science*, *Scopus* and *Google Scholar* using the search terms: “species name” AND “mating system”. Initially we quantified mating system as either ‘monogamous’, ‘polygynous’, ‘polyandrous’, or ‘promiscuous’. However, there were too few species within some mating system categories to run contrasts for any taxonomic group. We therefore simplified mating system to ‘monogamous’ or ‘multiple mating’. The location of data collected for SSD index and mating system are provided in Datafile S2: sexual\_selection.xlsx).

Based on the number of available studies for different levels of the prospective moderators (age, population source,

test location, experimental/observational), or the level of subjectivity required to categorise species (mating system), we decided upon completion of data collection that the only moderators we would formally analyse using a null hypothesis framework for their influence on the effect sizes were the SSD index and taxonomic group. The relationships between the other moderators and the effect sizes are presented in Tables S3–S7, but these should be treated as strictly exploratory analyses.

## (6) Meta-analyses

We modelled the effect sizes Hedge’s *g* (also referred to as the standardised mean difference, SMD) and lnCVR using multi-level meta-analytic (MLMA) models (intercept-only models that consider random effects) and then ran multi-level meta-regression (MLMR) models (including fixed-effect moderators) in R version 3.5.1 (R Core Team, 2018) using the package *metafor* version 2.4.0 (Viechtbauer, 2010). We ran separate models for each of our five taxonomic groups: birds, mammals, fish, invertebrates and reptiles/amphibians (combined due to low sample sizes). Although we were interested in whether sex differences varied across these taxonomic groups, the available sample sizes generally precluded running models with taxonomic group as a moderator and would have resulted in an overly complicated interpretation. Furthermore, the diversity of taxa made it challenging to create a full phylogeny that included all taxa to account for evolutionary relationships and non-independence (Noble *et al.*, 2017). Focusing on broad taxonomic groups separately allowed us to construct separate phylogenies for each group. Even then, phylogenies were better resolved for some groups than others (e.g. mammal and bird phylogenies were better than those for invertebrates – see below).

We first estimated the overall evidence for a sex difference in the mean and variance across all personality traits using MLMA models (Table 1). This analysis provides a baseline to investigate sources of heterogeneity in the data. To account for the non-independence of data we included species and study identity as random effects, as there were multiple effect sizes from the same species or study. We also included an observation level random effect to estimate a residual/within-study variance. Without this term, within-study effects are assumed to result solely from sampling variance (Nakagawa *et al.*, 2017). To correct for the non-independence of species due to their shared evolutionary history we included phylogeny as a random effect. Phylogenetic correlation matrices were derived for each taxonomic group either from existing phylogenetic tree databases (e.g. *BirdTree.org* for birds; Jetz *et al.*, 2012) or using *TimeTree.org* (Kumar *et al.*, 2017). For the bird phylogeny, we used the Ericson tree backbone (Ericson *et al.*, 2006) to generate 1000 trees and then took a sample of 100 trees. We used *ape* and *phytools* packages in R to generate an average tree from these 100 trees, which we then used in our bird taxa models. TimeTree phylogenies were derived by



Table 1. Multi-level meta-analytic (MLMA) models for each taxonomic group for a sex difference in the mean (SMD) and variability (lnCVR) in personality traits. Overall, there were no significant sex differences for either mean personality or for variability. Positive estimates indicate that the mean or variability in personality is greater for males than females. We report false discovery rate adjusted  $P$ -values for all tests for SMD and lnCVR respectively ( $N = 48$  tests each)

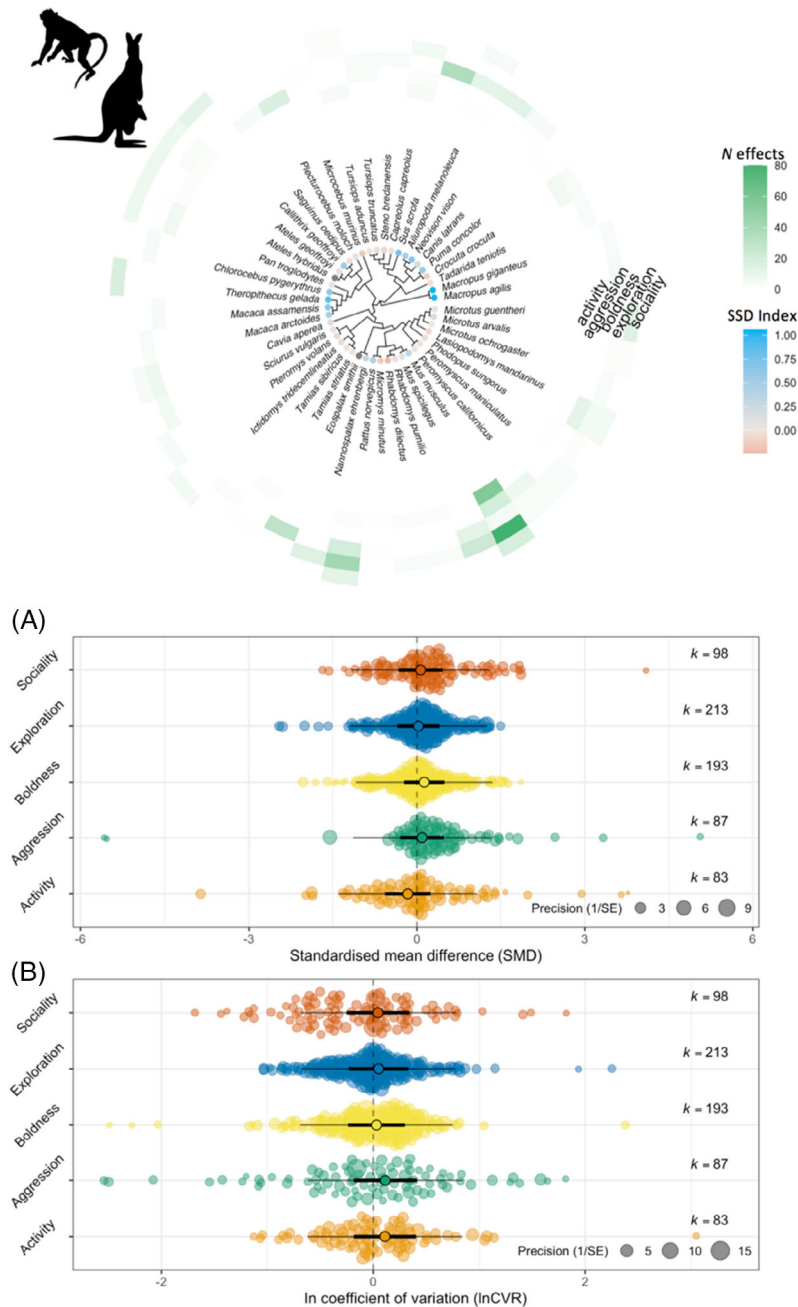
| Parameters                                | Overall mean | 95% CIs     | Prediction interval | $t$ score | $P$ -value (adjusted) | $N$ effect sizes | $N$ studies | $N$ species |
|---|--------------|-------------|---------------------|-----------|-----------------------|------------------|-------------|-------------|
| <i>SMD (Hedge's <math>g</math>: mean)</i> |              |             |                     |           |                       |                  |             |             |
| Mammals                                   | 0.07         | -0.30, 0.44 | -1.14, 1.27         | 0.37      | 0.87                  | 674              | 61          | 45          |
| Birds                                     | -0.11        | -0.35, 0.13 | -1.87, 1.64         | -0.92     | 0.85                  | 480              | 50          | 106         |
| Reptiles/amphibians                       | 0.06         | -0.11, 0.24 | -0.57, 0.70         | 0.71      | 0.85                  | 95               | 11          | 10          |
| Fish                                      | 0.18         | -0.23, 0.58 | -1.55, 1.91         | 0.86      | 0.85                  | 490              | 44          | 22          |
| Invertebrates                             | 0.25         | -0.12, 0.62 | -2.12, 2.63         | 1.35      | 0.85                  | 423              | 38          | 37          |
| <i>lnCVR (variance)</i>                   |              |             |                     |           |                       |                  |             |             |
| Mammals                                   | 0.06         | -0.21, 0.32 | -0.66, 0.77         | 0.42      | 0.95                  | 674              | 61          | 45          |
| Birds                                     | -0.14        | -0.63, 0.36 | -1.89, 1.61         | -0.55     | 0.95                  | 480              | 50          | 106         |
| Reptiles/amphibians                       | 0.04         | -0.04, 0.12 | -0.04, 0.12         | 0.93      | 0.95                  | 95               | 11          | 10          |
| Fish                                      | 0.00         | -0.09, 0.08 | -0.75, 0.74         | -0.11     | 0.95                  | 490              | 44          | 22          |
| Invertebrates                             | -0.01        | -0.11, 0.09 | -0.74, 0.72         | -0.17     | 0.95                  | 423              | 38          | 37          |

importing a list of the relevant species to *TimeTree.org*. If a species in our data set had no phylogenetic representation, we substituted the next closest available species (e.g. same genus or family; see Data file S1 for phylogenetic representation). In all cases, we resolved synonymous taxa across our data set so that species were correctly categorised and pruned our trees where needed. We used the *ggtree* package (Yu *et al.*, 2016) in R to generate our final phylogenetic trees for each taxonomic group as shown in Figs 2–6. In the two initial MLMA models for  $g$  and lnCVR we derived heterogeneity estimates ( $I^2$ ; Higgins & Thompson, 2002; Nakagawa & Santos, 2012). We partitioned heterogeneity arising among species ( $I^2_{\text{species}}$ ), studies ( $I^2_{\text{study}}$ ), and due to phylogeny ( $I^2_{\text{phylo}}$ ; Nakagawa & Santos, 2012). The total heterogeneity ( $I^2_{\text{Total}}$ ) is the proportion of the total variance in effect size estimates excluding total sampling variance (see Appendix S1 for calculations).

Next, we fitted separate MLMR models for each taxonomic group that included key moderator variables. Our first set of models included personality type as a moderator to provide an estimate of the mean effect size for each of the five personality axes (i.e. ‘activity’, ‘aggression’, ‘boldness’, ‘sociality’, ‘exploration’) (Table 2). These personality trait models are shown in Figs 2–6 using the *orchaRd* R package (Nakagawa *et al.*, 2021a). We then tested whether the degree of sexual selection, as measured by sexual size dimorphism (SSD index), moderated effect sizes. We predicted that species with a greater male-bias in SSD would show stronger sex differences in the mean and variance. However, we also expected the strength of its moderating effect to differ among the personality traits. Thus, we ran subset models for each personality trait type and included SSD. We only ran these subset models when there were 10 or more species for each personality type. There were too few data, and low heterogeneity, for reptiles/amphibians to run any models that included SSD (Table 3).

The studies included in our meta-analysis varied greatly in their design and there were several additional sources of non-independence within studies (Noble *et al.*, 2017). First, multiple personality traits were quantified on the same sets of individuals (e.g. ‘boldness’ and ‘aggression’). Additionally, some studies measured the same individuals multiple times for the same trait (i.e. repeatability), or for the same trait type using a different test (e.g. several measures of boldness). We conducted a series of sensitivity analyses to ascertain the impact of these sources of non-independence on our results. We created correlation matrices among effect sizes that shared the same sets of individuals in the sample used to derive effect sizes. Given that we did not know the exact correlation among traits we created three different dependency matrices (**D**; i.e. correlation matrices) that assumed  $\rho = 0.3$ ,  $\rho = 0.5$  and  $\rho = 0.8$ . We refitted our models replacing the identity matrix (**I**) that was assumed when estimating the residual error variance with our **D** matrices (see Appendix S1 and Tables S8–S13). The results presented in Tables 1–3 are robust and not influenced by the level of non-independence due to correlation among effect sizes measured on the same individuals.

For all models we present meta-analytic mean estimates and 95% confidence intervals (Tables 1–3). To prevent potential Type I errors arising from the number of meta-analytic tests conducted, we applied the false discovery rate (FDR) method (Benjamini & Hochberg, 1995) to adjust  $P$ -values obtained for SMD and lnCVR models separately ( $N = 48$  tests). We therefore report the adjusted  $P$ -values throughout Section III (see Tables S14–S16 for unadjusted  $P$ -values). Historically, a focus on statistical significance has likely contributed to the idea that the ‘greater male variability’ hypothesis remains unresolved given the occurrence of studies reporting both significant and non-significant sex differences in variability. By contrast, a meta-analytic approach

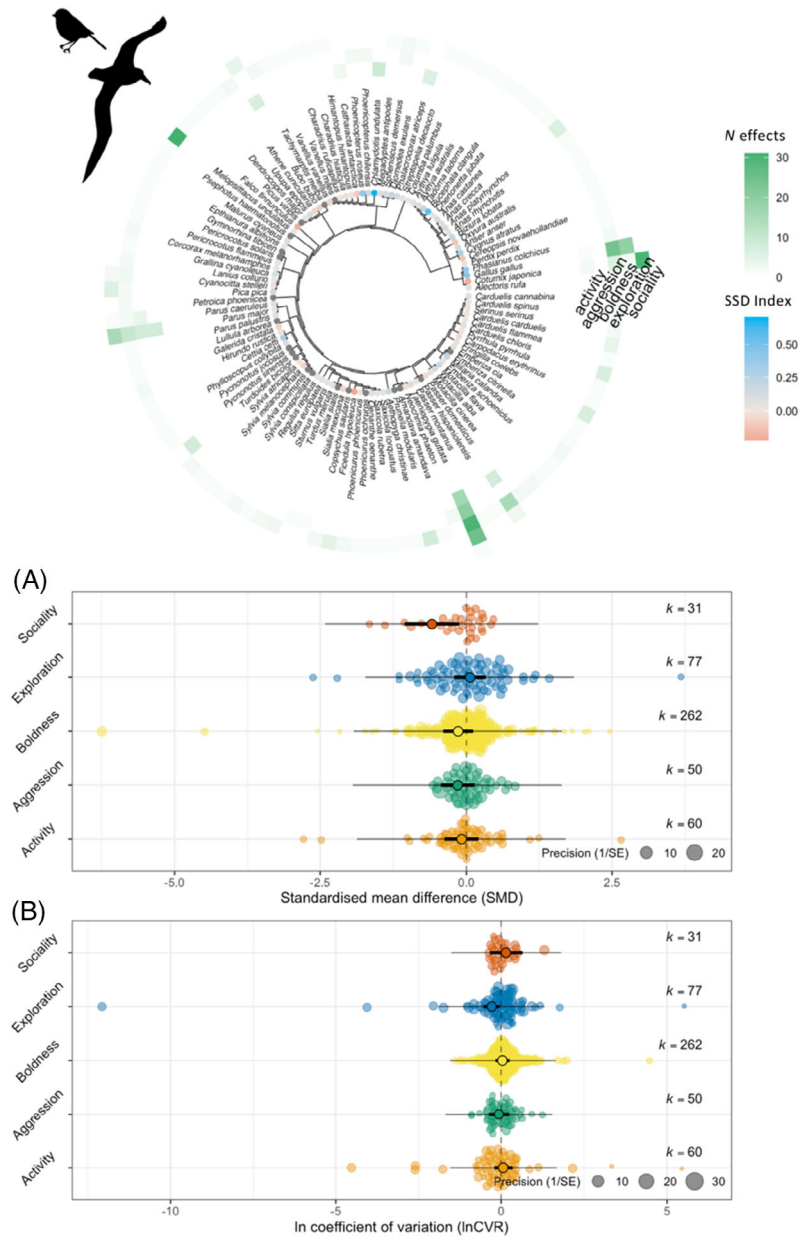


**Fig. 2.** Sex differences in means and variability for the five personality traits for mammals. The phylogeny depicts all mammal species present in the meta-analysis. Node colours reflect sexual size dimorphism (SSD) for each species (male-biased are blue, female-biased are red, monomorphic species are white and no data are grey) and heatmap data (green bars) show the number ( $N$ ) of effect sizes for each personality trait type for each species. Orchard plots show total effect sizes ( $k$ ) and mean effect size for (A) SMD (means) and (B) lnCVR (variance) meta-regression models with personality trait as a moderator term. Thick bars are 95% confidence intervals (CIs) and thin bars are prediction intervals. Circle size reflects effect size precision.

that emphasises the mean effect size draws attention to the magnitude of the estimated difference, which if very small, is likely to have little biological meaning (discussed in Fausto-Sterling, 1985; Hyde, 2005). We therefore encourage readers to interpret mean effect size estimates and their associated confidence intervals.

**(7) Publication bias**

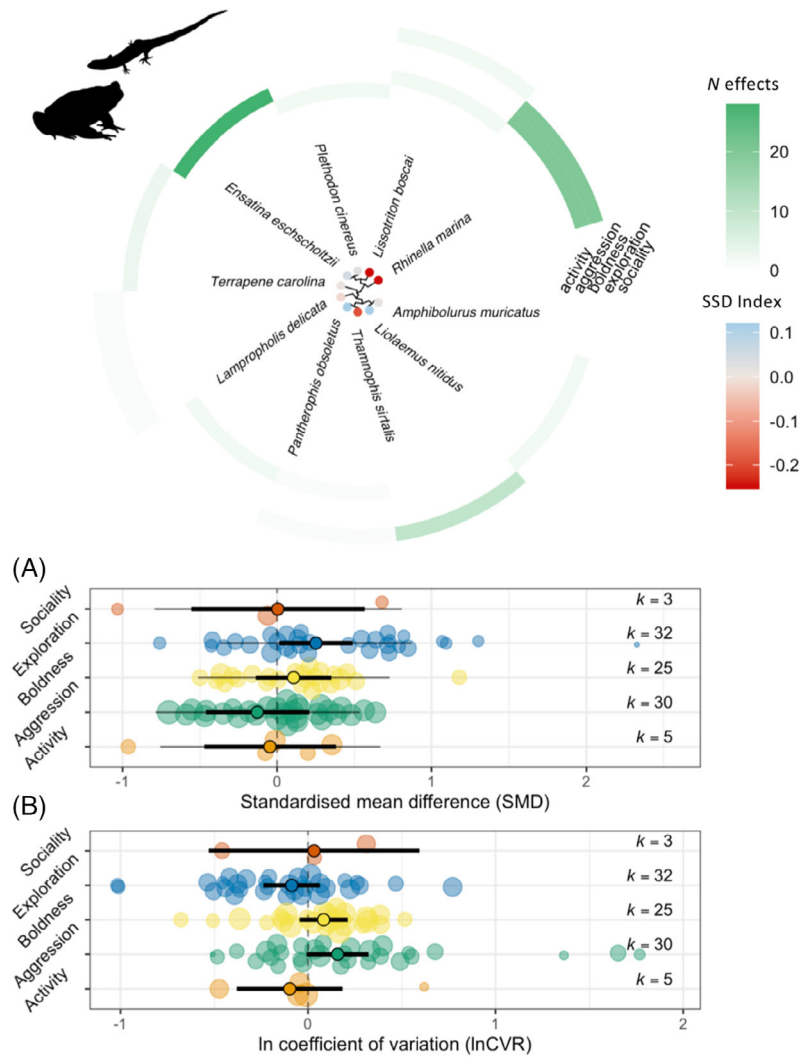
Published studies might disproportionately report certain findings (e.g. greater male variability). To investigate publication bias, we first checked for funnel plot asymmetry for both SMD and lnCVR when plotting the effect size against a measure of sampling error. While we cannot know how



**Fig. 3.** Sex differences in means and variability for the five personality traits for birds. The phylogeny depicts all bird species present in the meta-analysis. Node colours reflect sexual size dimorphism (SSD) for each species (male-biased are blue, female-biased are red, monomorphic species are white and no data are grey) and heatmap data (green bars) shows the number ( $N$ ) of effect sizes for each personality trait type for each species. Orchard plots show total effect sizes ( $k$ ) and mean effect size for (A) SMD (means) and (B) lnCVR (variance) meta-regression models with personality trait as a moderator term. Thick bars are 95% confidence intervals (CIs) and thin bars are prediction intervals. Circle size reflects effect size precision.

many studies are missing, we expect that low-powered studies (e.g. low precision and high sampling error) that show effects opposite to what is predicted are more likely to go unpublished. As such, the lack of studies meeting these criteria in a funnel plot is expected to drive funnel plot asymmetry (Sterne *et al.*, 2011). Visual inspection of funnel plots can be misleading, however, as we need to account for additional sources of variation in effect sizes beyond effect size precision (i.e. moderator variables and random factors). In addition,

when using standardised mean differences (SMD) such as Hedge's  $g$ , the effect size can be correlated with the sampling error (SE) resulting in 'artefactual' funnel asymmetry (Nakagawa *et al.*, 2021b). We therefore included the inverse square root of 'effective sample size' ( $1/\tilde{n}_i$ ) as a moderator term in our MLMR models to test whether it explained some of the variation in the reported effect sizes (for methodological justification see Nakagawa *et al.*, 2021b). If the inverse of effective sample size has a significant influence, this is suggestive of either



**Fig. 4.** Sex differences in means and variability for the five personality traits for reptiles/amphibians. The phylogeny depicts all species used in the meta-analysis. Node colours reflect sexual size dimorphism (SSD) for each species (male-biased are blue, female-biased are red, monomorphic species are white and no data are grey) and heatmap data (green bars) shows the number ( $N$ ) of effect sizes for each personality trait type for each species. Orchard plots show total effect sizes ( $k$ ) and mean effect size for (A) SMD (means) and (B) lnCVR (variance) meta-regression models with personality trait as a moderator term. Thick bars are 95% confidence intervals (CIs) and thin bars are prediction intervals. Circle size reflects effect size precision, where larger circles have greater precision.

unbalanced sampling or publication bias (Nakagawa *et al.*, 2021b). The inverse of  $\hat{n}_i$  is calculated as  $(\text{female } n + \text{male } n) / (\text{female } n \times \text{male } n)$  (see Nakagawa *et al.*, 2021b).

### III. RESULTS

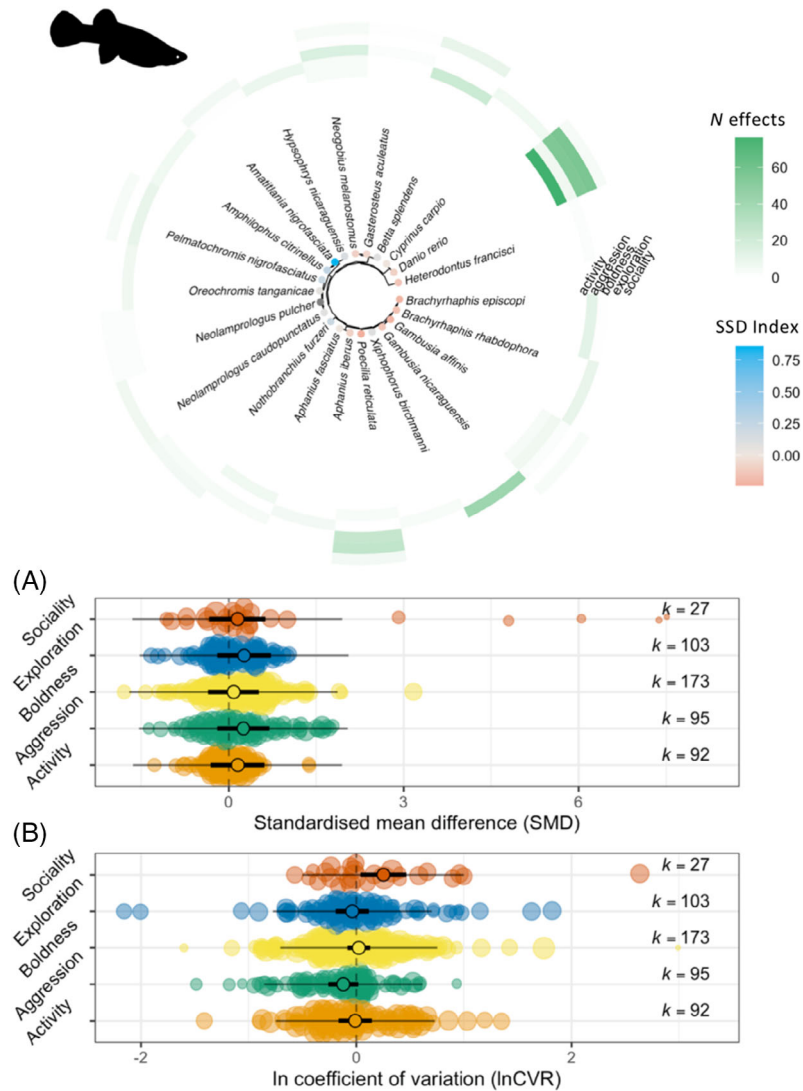
#### (1) Data set summary

Our final data set comprised 2162 effect sizes from five broad taxonomic groups: mammals, birds, fish, invertebrates, and reptiles/amphibians (combined). The number of species ( $N = 10\text{--}106$ ), studies ( $N = 11\text{--}61$ ) and effect sizes ( $N = 95\text{--}674$ ) per taxonomic group are shown in Table 1. Boldness

was the best studied, and sociality the least studied, of the five personality types ( $N = 817$  and 165 effect sizes, respectively) (Table 2).

#### (2) Sex differences

Combining all five personality traits, mean effect sizes were generally small in magnitude and males and females did not differ significantly in their mean personality in any of the five taxonomic groups, nor was there a significant sex difference in variability (Table 1 and Table S14). The effect size estimates from our basic meta-analytic intercept models almost all had high heterogeneity ( $I^2_{\text{Total SMD}} > 0.60$ ;  $I^2_{\text{Total lnCVR}} > 0.60$ ), although there was moderate to low



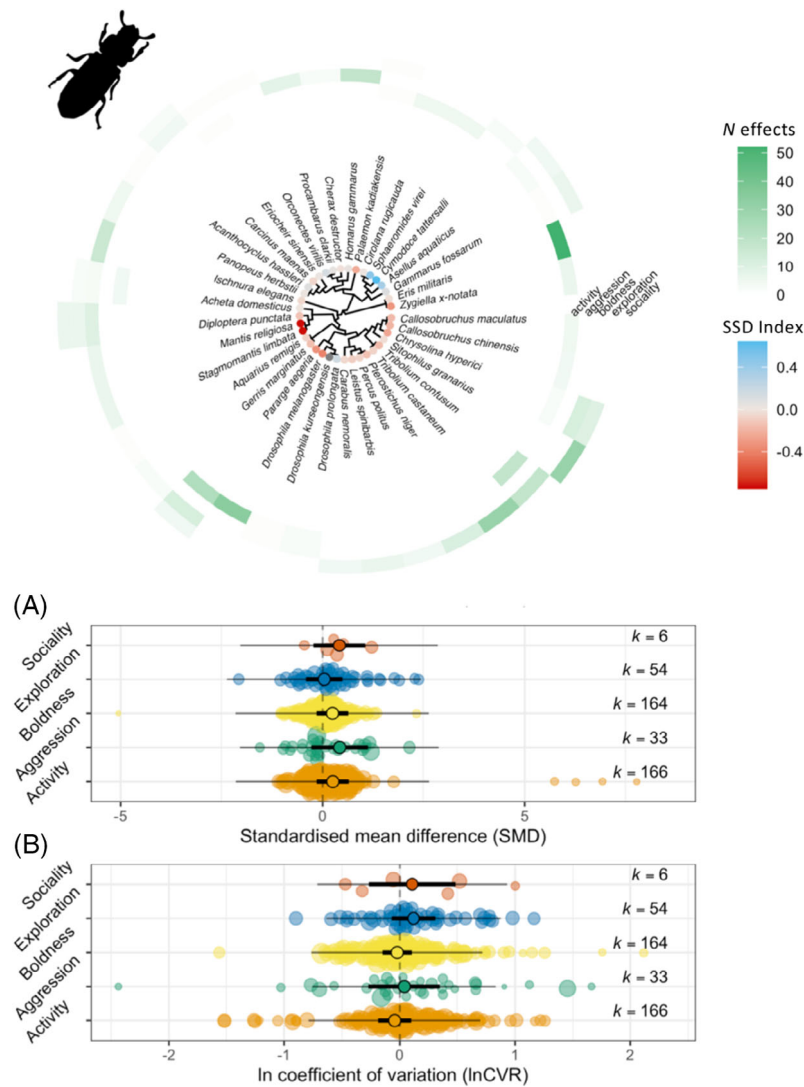
**Fig. 5.** Sex differences in means and variability for the five personality traits for fish. The phylogeny depicts all species used in the meta-analysis. Node colours reflect sexual size dimorphism (SSD) for each species (male-biased are blue, female-biased are red, monomorphic species are white and no data are grey) and heatmap data (green bars) shows the number ( $M$ ) of effect sizes for each personality trait type for each species. Orchard plots show total effect sizes ( $k$ ) and mean effect size for (A) SMD (means) and (B) lnCVR (variance) meta-regression models with personality trait as a moderator term. Thick bars are 95% confidence intervals (CIs) and thin bars are prediction intervals. Circle size reflects effect size precision, where larger circles have greater precision.

heterogeneity for reptiles/amphibians ( $I^2_{\text{Total SMD}} = 0.47$ ;  $I^2_{\text{Total lnCVR}} = 0.00$ ) and fish ( $I^2_{\text{Total lnCVR}} = 0.59$ ) (Table S14). Heterogeneity in the sex difference in mean personality mostly came from between-study differences ( $I^2_{\text{study}}$ ), while phylogenetic relationships and among-species differences ( $I^2_{\text{phylo}}$  and  $I^2_{\text{species}}$ , respectively) explained heterogeneity in the variability of effect sizes for mammals, birds and reptiles/amphibians only (Table S14).

The lack of a sex difference in mean and variability in personality when examining all five personality traits simultaneously could arise if the direction of any difference in sex-specific values varied across the traits. When the traits were analysed separately and by taxonomic group, we found two effect size differences in mean values whose

95% confidence intervals only just overlapped or did not overlap zero. Specifically, females were more sociable than males for birds, and males were more exploratory than females for reptiles (Table 2). Although these estimated effect sizes suggest that sex differences might exist for personality traits, none of the 25 taxon-specific tests for sex differences in mean personality were statistically significant after taking into account the false discovery rate (Table 2, Figs 2–6).

Similarly, effect sizes were generally moderate to small with no significant sex differences in variability when the five personality traits were analysed separately across taxa. We found four effect size differences in mean values whose 95% confidence intervals either only just overlapped



**Fig. 6.** Sex differences in means and variability for the five personality traits for invertebrates. The phylogeny depicts all species used in the meta-analysis. Node colours reflect sexual size dimorphism (SSD) for each species (male-biased are blue, female-biased are red, monomorphic species are white and no data are grey) and heatmap data (green bars) shows the number ( $N$ ) of effect sizes for each personality trait type for each species. Orchard plots show total effect sizes ( $k$ ) and mean effect size for (A) SMD (means) and (B) lnCVR (variance) meta-regression models with personality trait as a moderator term. Thick bars are 95% confidence intervals (CIs) and thin bars are prediction intervals. Circle size reflects effect size precision, where larger circles have greater precision.

(<0.05 standard deviations) or did not overlap zero. Specifically, females were more variable than males in their exploratory behaviour for birds, males were more variable than females in their aggressive behaviour for reptiles/amphibians, and females were more variable than males in their aggressive behaviour, but males were more variable than females in their social behaviour for fish (Table 2). However, the mean effect size difference in the variability of aggression for reptiles/amphibians comes from only two species, so the generality of this sex difference is unclear. Finally, none of the 25 taxon-specific tests were statistically significant after accounting for the false discovery rate (Table 2, Figs 2–6 and Table S15).

### (3) Sexual size dimorphism and sex differences in personality

SSD did not explain the extent of the sex differences in mean personality in any of the four taxonomic groups tested (mammals, birds, fish or invertebrates; Table 3 and Table S16), although some effect sizes were large (e.g. activity and aggression for mammals). When the sexes were the same size (SSD = 0), there were still no significant differences in the estimated mean personality between males and females.

There were also no significant relationships between SSD and the sex differences in personality trait variability in any of the four taxonomic groups in which we could carry out this test (see Table 3 and Table S16). Finally, there were also

Table 2. Multi-level meta-regression (MLMR) model summaries for each taxa with personality trait type as a fixed moderator. Sex differences were evident for some trait types, within some taxa, but there was no significant difference between the sexes. Positive estimates indicate that the mean and variability are greater for males than females. We report false discovery rate adjusted *P*-values for all tests for standardised mean difference (SMD) and ln coefficient of variation (lnCVR) respectively (*N*= 48 tests each). Estimates with 95% confidence intervals (CIs) that only just overlapped or did not overlap zero are highlighted in bold. These models are graphically represented in Figs 2–6

| Parameters                   | SMD mean     | SMD 95% CIs         | SMD <i>P</i> -value | lnCVR mean   | lnCVR 95% CIs       | lnCVR <i>P</i> -value | <i>N</i> effect sizes | <i>N</i> studies | <i>N</i> species |
|------------------------------|--------------|---------------------|---------------------|--------------|---------------------|-----------------------|-----------------------|------------------|------------------|
| <b>Mammals</b>               |              |                     |                     |              |                     |                       |                       |                  |                  |
| Activity                     | -0.16        | -0.57, 0.24         | 0.85                | 0.11         | -0.18, 0.40         | 0.95                  | 83                    | 14               | 12               |
| Aggression                   | 0.09         | -0.30, 0.48         | 0.87                | 0.11         | -0.18, 0.41         | 0.95                  | 87                    | 16               | 14               |
| Boldness                     | 0.13         | -0.23, 0.49         | 0.85                | 0.03         | -0.24, 0.30         | 0.95                  | 193                   | 27               | 27               |
| Exploration                  | 0.03         | -0.35, 0.40         | 0.93                | 0.05         | -0.23, 0.33         | 0.95                  | 213                   | 19               | 16               |
| Sociality                    | 0.07         | -0.33, 0.46         | 0.87                | 0.04         | -0.25, 0.34         | 0.95                  | 98                    | 12               | 10               |
| <b>Birds</b>                 |              |                     |                     |              |                     |                       |                       |                  |                  |
| Activity                     | -0.08        | -0.37, 0.21         | 0.87                | 0.06         | -0.22, 0.35         | 0.95                  | 60                    | 14               | 9                |
| Aggression                   | -0.15        | -0.44, 0.14         | 0.85                | -0.08        | -0.39, 0.24         | 0.95                  | 50                    | 11               | 10               |
| Boldness                     | -0.14        | -0.40, 0.11         | 0.85                | 0.04         | -0.18, 0.26         | 0.95                  | 262                   | 24               | 96               |
| <b>Exploration</b>           | 0.06         | -0.21, 0.33         | 0.87                | <b>-0.30</b> | <b>-0.55, -0.05</b> | <b>0.49</b>           | 77                    | 15               | 9                |
| <b>Sociality</b>             | <b>-0.59</b> | <b>-1.06, -0.12</b> | <b>0.48</b>         | 0.15         | -0.36, 0.65         | 0.95                  | 31                    | 3                | 2                |
| <b>Reptiles / amphibians</b> |              |                     |                     |              |                     |                       |                       |                  |                  |
| Activity                     | -0.05        | -0.47, 0.38         | 0.92                | -0.10        | -0.38, 0.18         | 0.95                  | 5                     | 3                | 3                |
| <b>Aggression</b>            | -0.13        | -0.46, 0.21         | 0.85                | <b>0.16</b>  | <b>-0.01, 0.32</b>  | <b>0.74</b>           | 30                    | 2                | 2                |
| Boldness                     | 0.11         | -0.14, 0.35         | 0.85                | 0.08         | -0.05, 0.21         | 0.95                  | 25                    | 4                | 3                |
| <b>Exploration</b>           | <b>0.25</b>  | <b>0.01, 0.49</b>   | <b>0.48</b>         | -0.09        | -0.24, 0.06         | 0.95                  | 32                    | 5                | 4                |
| Sociality                    | 0.00         | -0.56, 0.57         | 0.99                | -0.03        | -0.53, 0.60         | 0.95                  | 3                     | 2                | 2                |
| <b>Fish</b>                  |              |                     |                     |              |                     |                       |                       |                  |                  |
| Activity                     | 0.15         | -0.31, 0.62         | 0.87                | -0.01        | -0.16, 0.14         | 0.95                  | 92                    | 9                | 5                |
| <b>Aggression</b>            | 0.25         | -0.20, 0.70         | 0.85                | <b>-0.12</b> | <b>-0.26, 0.02</b>  | <b>0.85</b>           | 95                    | 17               | 14               |
| Boldness                     | 0.08         | -0.36, 0.52         | 0.87                | 0.02         | -0.08, 0.13         | 0.95                  | 173                   | 24               | 13               |
| Exploration                  | 0.27         | -0.20, 0.73         | 0.85                | -0.04        | -0.19, 0.12         | 0.95                  | 103                   | 10               | 7                |
| <b>Sociality</b>             | 0.15         | -0.34, 0.64         | 0.87                | <b>0.25</b>  | <b>0.04, 0.46</b>   | <b>0.49</b>           | 27                    | 7                | 6                |
| <b>Invertebrates</b>         |              |                     |                     |              |                     |                       |                       |                  |                  |
| Activity                     | 0.25         | -0.15, 0.65         | 0.95                | -0.04        | -0.19, 0.10         | 0.95                  | 166                   | 18               | 17               |
| Aggression                   | 0.42         | -0.28, 1.12         | 0.95                | 0.04         | -0.28, 0.35         | 0.95                  | 33                    | 5                | 6                |
| Boldness                     | 0.24         | -0.15, 0.63         | 0.95                | -0.02        | -0.15, 0.10         | 0.95                  | 164                   | 23               | 23               |
| Exploration                  | 0.04         | -0.41, 0.49         | 0.95                | 0.12         | -0.07, 0.31         | 0.95                  | 54                    | 7                | 6                |
| Sociality                    | 0.41         | -0.23, 1.05         | 0.95                | 0.11         | -0.27, 0.49         | 0.95                  | 6                     | 1                | 1                |

no significant sex differences in the variability in personality when the sexes were the same size (SSD = 0) for any of the four taxonomic group (Table 3 and Table S16). Interactions between personality trait type and SSD for each taxonomic group are presented in Table S17.

(4) Publication bias

Overall, we found no evidence for publication bias for either mean estimates of sex differences or for variability for any of the taxonomic groups (Table S18).

(5) Heterogamety and sex differences in variability in personality

We decided *post hoc* to conduct an exploratory analysis to compare the direction of effect sizes for birds and mammals, overall and for each personality trait, to test explicitly whether differences between birds and mammals might be due to the heterogametic sex (males for mammals, females

for birds). While not significant, the observed sex differences in variability for birds and mammals tended to follow expected patterns due to the arrangement of sex chromosomes (i.e. heterogamy *versus* homogamy).

We found no significant differences between birds and mammals in the direction of effect sizes for variability overall (contrast  $\bar{X}_{lnCVR} = 0.24$ ; SE = 0.46; *P* = 0.347), or when the variability for the five personality traits were estimated separately (see Table S19 and Appendix S1).

IV. DISCUSSION

Prior to the development of sexual selection theory, there was a widespread view among biologists that females tended to be more variable than males (reviewed by Shields, 1975). Intriguingly, this viewpoint seems to have persisted in the biomedical literature where non-human animal studies have more often been conducted on males than females to reduce

Table 3. Subset multi-level meta-analytic model with personality trait type and SSD as moderator terms for four of the five taxonomic groups. Sexual size dimorphism (SSD) did not explain sex differences in either mean personality or for variability for any of the taxonomic groups tested. We report false discovery rate adjusted *P*-values for all tests for standardised mean difference (SMD) and ln coefficient of variation (lnCVR) respectively (*N* = 48 tests each). Positive estimates indicate that the mean and variability are greater for males than females. Estimates highlighted in bold show mean effect sizes with 95% CIs that do not overlap zero. Separate models were run for each trait type with SSD as a moderator, therefore estimates show the personality trait means when males and females are the same size (SSD = 0), and when males are larger than females (SSD > 0). Only personality types with 10 or more species, with SSD data, were estimated

| Parameters           | SMD mean     | SMD 95% CIs         | SMD <i>P</i> -value | lnCVR mean   | lnCVR 95% CIs      | lnCVR <i>P</i> -value | <i>N</i> studies | <i>N</i> species | <i>N</i> effect sizes |
|----------------------|--------------|---------------------|---------------------|--------------|--------------------|-----------------------|------------------|------------------|-----------------------|
| <b>Mammals</b>       |              |                     |                     |              |                    |                       |                  |                  |                       |
| Activity             | 0.50         | -1.99, 3.00         | 0.87                | 0.05         | -0.14, 0.25        | 0.95                  | 14               | 12               | 83                    |
| <b>SSD</b>           | <b>-2.21</b> | <b>-4.15, -0.26</b> | <b>0.48</b>         | 0.12         | -0.56, 0.81        | 0.95                  |                  |                  |                       |
| Aggression           | -0.10        | -1.30, 1.09         | 0.92                | 0.10         | -0.21, 0.40        | 0.95                  | 15               | 13               | 85                    |
| <b>SSD</b>           | <b>1.41</b>  | <b>0.05, 2.78</b>   | <b>0.48</b>         | -0.08        | -1.46, 1.31        | 0.95                  |                  |                  |                       |
| Boldness             | 0.07         | -0.08, 0.23         | 0.85                | 0.01         | -0.09, 0.11        | 0.95                  | 26               | 26               | 163                   |
| SSD                  | -0.17        | -0.46, 0.12         | 0.85                | 0.13         | -0.05, 0.31        | 0.95                  |                  |                  |                       |
| Exploration          | 0.00         | -0.18, 0.18         | 0.99                | -0.06        | -0.36, 0.24        | 0.95                  | 19               | 16               | 213                   |
| SSD                  | -0.05        | -0.60, 0.50         | 0.92                | 0.13         | -0.37, 0.64        | 0.95                  |                  |                  |                       |
| <b>Birds</b>         |              |                     |                     |              |                    |                       |                  |                  |                       |
| Boldness             | -0.22        | -0.84, 0.40         | 0.85                | 0.04         | -0.03, 0.11        | 0.95                  | 21               | 78               | 234                   |
| SSD                  | -0.20        | -1.39, 0.99         | 0.87                | 0.10         | -0.16, 0.36        | 0.95                  |                  |                  |                       |
| <b>Fish</b>          |              |                     |                     |              |                    |                       |                  |                  |                       |
| <b>Aggression</b>    | -0.16        | -0.96, 0.63         | 0.87                | <b>-0.12</b> | <b>-0.23, 0.00</b> | <b>0.74</b>           | 16               | 13               | 93                    |
| SSD                  | 0.27         | -0.84, 1.37         | 0.87                | -0.13        | -0.81, 0.55        | 0.95                  |                  |                  |                       |
| Boldness             | 0.19         | -0.16, 0.54         | 0.85                | 0.01         | -0.25, 0.26        | 0.97                  | 23               | 12               | 171                   |
| SSD                  | -0.26        | -1.16, 0.64         | 0.87                | -0.15        | -0.70, 0.39        | 0.95                  |                  |                  |                       |
| <b>Invertebrates</b> |              |                     |                     |              |                    |                       |                  |                  |                       |
| Activity             | 0.35         | -0.38, 1.07         | 0.85                | -0.03        | -0.24, 0.18        | 0.95                  | 18               | 16               | 165                   |
| SSD                  | -0.69        | -2.29, 0.92         | 0.85                | 0.27         | -0.53, 1.07        | 0.95                  |                  |                  |                       |
| Boldness             | 0.10         | -0.06, 0.26         | 0.85                | -0.01        | -0.13, 0.11        | 0.95                  | 23               | 23               | 164                   |
| SSD                  | 0.13         | -0.53, 0.79         | 0.87                | -0.01        | -0.50, 0.49        | 0.97                  |                  |                  |                       |

variation in estimates of control and treatment effects (see references in Zajitschek *et al.*, 2020). This view changed for biologists when Darwin (1871) introduced the concept of sexual selection, and, while doing so, presented evidence that there was greater variation in males than females. Since then, it has been repeatedly stated that males vary more in their appearance (i.e. phenotypes) than do females, partly because of the effects of sexual selection. On closer inspection this empirical claim of greater male phenotypic variability in non-human animals has limited empirical support from our and others' analyses. One general finding from a small-scale, cross-species study is that sexually selected traits in male animals do show more variation than naturally selected traits (Pomiankowski & Moller, 1995). Given that sexual selection is usually stronger on males this implies that they will exhibit greater phenotypic variation than females when pooled across all traits. However, another cross-species study reported no significant male–female difference in variation for traits broadly associated with reproduction that are expressed in both sexes, including some traits that might be under direct sexual selection (Wyman & Rowe, 2014). Furthermore, traits not linked to reproduction had only marginally greater variation among males than females. In another cross-species study, variation in body size was significantly

greater in males than in females in taxa where males are the heterogametic sex, but the pattern was reversed in taxa where males are the homogametic sex (Reinhold & Engqvist, 2013). After correctly scaling for sex differences in body size, the evidence for widespread sex differences in variation in non-human animals remains limited.

The three cross-species studies noted above mainly focussed on morphological traits, but studies of other types of traits have produced similar findings. For example, a meta-analysis of behavioural, physiological and life-history traits (e.g. time to maturity) that mediate the link between current and future reproductive effort (i.e. 'pace-of-life' traits) reported no significant sex difference in the level of variation among individuals (Tarka *et al.*, 2018). There were also no significant male–female differences in variation when the data were partitioned by breeding system, mating system, study environment or trait type (which included the category 'behaviour'). Recently, another meta-analysis investigated a vast data set on sex differences in the most heavily studied model laboratory vertebrate species, the house mouse *Mus musculus* (Zajitschek *et al.*, 2020). The main finding is clear: across all examined traits there is no sex difference in trait variability. For specific trait types there is, however, a clear bias towards either females (e.g. immunological traits, eye



morphology) or males (e.g. morphological traits) being more variable in mice.

Given the available empirical data it seems that the ‘greater male variability’ hypothesis is, at best, only weakly supported for morphological and physiological traits in non-human animals. In humans and chimpanzees, evidence of greater male variability is similarly equivocal and remains controversial. While greater male variability has been shown for a range of morphological and physiological traits including brain structure (humans: van der Linden, Dunkel & Madison, 2017; chimpanzees *Pan troglodytes*: DeCasien *et al.*, 2020) and, perhaps more notably, for behavioural traits like personality (Archer & Mehdikhani, 2003; Borkenau *et al.*, 2013a; Karwowski *et al.*, 2016), cognitive ability (Halpern & LaMay, 2000; Jones, Braithwaite & Healy, 2003; Arden & Plomin, 2006; Johnson *et al.*, 2008) and academic achievement (Lehre *et al.*, 2009; Baye & Monseur, 2016; O’Dea *et al.*, 2018), there are also many studies reporting no sex differences in variability for those same traits. For example, the association between brain structural variation and behavioural differences between the sexes can partially be explained by failing to take into account absolute differences in mean brain size (e.g. van Eijk *et al.*, 2021), and tests of cognitive ability and personality often reveal greater female variability (e.g. Feingold, 1994; Irwing & Lynn, 2005; Taylor & Barbot, 2021). There is also evidence that the extent of any sex difference is context dependent. For example, the gap between girls’ and boys’ mathematics scores becomes smaller as gender equality in society increases (Hyde & Mertz, 2009). Our current findings are therefore intriguing but depending on one’s view also unsurprising: we show using a larger database of 220 species that personality-like behavioural traits are, in general, not more variable in males than females. Additionally, any support for the greater male variability hypothesis (if it exists) is likely highly dependent on the traits and taxa in question; especially given the high heterogeneity in effect estimates we report. Our findings for non-human animals raises doubts about the extent to which evolved biological differences between the sexes, arising from past sex differences in sexual and natural selection, should be used to explain why men have greater trait variation than women for certain behavioural traits. Minimally, this line of argumentation needs to identify sex-specific selection on behaviour in catarrhine primates, rather than invoking a wider general rule that males have evolved under sexual selection to be more variable than females.

One widespread mechanistic biological explanation for greater variation among men than women is attributed to the role of sex chromosomes, and the fact that men are XY and women XX. Men therefore only express genes from a single X chromosome, while women, on average, express genes on both (but see Shvetsova *et al.*, 2019). The net effect is greater variance in gene expression among the heterogametic sex, which should tend to increase the level of phenotypic variation (Reinhold & Engqvist, 2013). We observed a weak trend for male mammals to be more variable than females, and in birds for females to be more variable than

males when inspecting the five personality traits (Table 2). However, the direction of the sex differences in variability between mammals and birds were not significant, even though males are heterogametic in mammals and homogametic in birds (Table S19). One explanation is that genes on sex chromosomes do not affect, or only weakly affect, behaviours associated with personality in non-human animals.

Another major biological explanation for greater variation among men than women in behavioural traits is direct sexual selection on these traits. This is especially relevant for personality as certain behavioural traits elevate the likelihood of reproducing. For example, extravert men tend to have more mating opportunities in some societies (Nettle, 2005). Similarly, there is evidence that consistent, above-average levels of aggression elevate success during male–male competition in some non-human animals (e.g. killifish *Lucania goodei*; McGhee & Travis, 2010). These behavioural traits are therefore sexually selected. Sexual selection is expected to result in condition-dependent expression of traits which should increase phenotypic variation because these traits ‘capture’ and magnify any difference in resource acquisition among individuals (Rowe & Houle, 1996; Wolf *et al.*, 2007). Indeed, there is evidence in humans that some traits under sexual selection in men show a greater sex difference in variability than other traits (e.g. aggression; Archer & Mehdikhani, 2003). It is therefore relevant that we found no moderating effect of SSD, which is a proxy for the level of sexual selection on males (e.g. Rohner, Blanckenhorn & Puniamorthy, 2016), on the sex difference in variation in personality in any of the animal taxa that we examined, including mammals. One explanation for our finding is that natural selection on females might lead to comparable directional selection on the focal behavioural traits. For example, females generally invest more than males in parental care (Janicke *et al.*, 2016), and, in this context, there might therefore be equally strong natural selection on females and males to be aggressive. Likewise, in group-living animals, females often establish social hierarchies where dominance is maintained through aggressive interactions (Kappeler, 2017). Additionally, we might find greater or lower female variability, especially in traits like aggression or sociability, depending on when measurements of personality are taken over the reproductive cycle. That we did not find evidence of greater male variability in personality in non-human animals could also be due to many of the measures of personality involving behaviours likely to be under equivalent natural selection in both sexes. Many animal personality traits are likely to affect survival; notably boldness, which is linked to anti-predator responses, and activity or exploration, which is linked to foraging.

We should, of course, be clear that a lack of evidence for greater male variability in non-human animals for personality traits does not preclude biological factors contributing towards greater male variation in a range of behavioural and allied traits in humans (Snell & Turner, 2018). Given that phylogeny ( $I^2_{\text{phylo}}$ ) explained a large proportion of variance in sex-specific differences in personality variability in

mammals it would be valuable to conduct a more focussed meta-analysis looking at sex-specific variability in behaviour in catarrhine primates. Nonetheless, our findings for personality-like behaviours in non-human animals, alongside the weak evidence for greater male variability in other traits (Reinhold & Engqvist, 2013; Tarka *et al.*, 2018; Zajitschek *et al.*, 2020), suggests that widely accepting explanations for greater behavioural variability in men than women based on biological differences that have evolved under sexual selection is premature. Greater attention needs to be paid to the possible role of social factors that might select for a wider range of developmental pathways in boys than girls that yield greater behavioural variability in men than women (Gray *et al.*, 2019).

## V. CONCLUSIONS

- (1) Overall, we find no evidence for male–female differences in personality in non-human animals, either for mean values or levels of variation. Crucially, there is no evidence to support the ‘greater male variability’ hypothesis in any taxonomic group for any of the five personality axes.
- (2) The magnitude of sexual size dimorphism (SSD), our proxy for sexual selection, did not explain sex differences in mean personality or variability in any of the taxa–personality type combinations that we tested. Given that phylogeny ( $I^2_{\text{phylo}}$ ) explained a large proportion of variance in sex-specific differences in personality variability in mammals it would, however, be valuable to conduct a more focussed meta-analysis looking at sex-specific variability in behaviour in catarrhine primates to explore possible evolved sex differences in variability in humans that are likely to be expressed in a broad range of environments.
- (3) Our findings for non-human animals, alongside rather weak evidence for greater male variability for other traits, suggests that accepting explanations for greater behavioural variability in men than women based on biological differences that have evolved under past sex differences in sex-specific sexual or natural selection is premature. More broadly, researchers should not assume that males or men are the more variable sex when measuring traits expressed in both sexes.

## VI. ACKNOWLEDGEMENTS, DATA AVAILABILITY AND AUTHOR CONTRIBUTIONS

We would like to thank Weliton Menario-Costa and Constanza Leon for providing their unpublished data to include in our meta-analysis, and Timothée Bonnet, Rose O’Dea, Fonti Kar and Pieter Arnold for helpful meta-analysis discussions and advice. We also wish to thank Tim Janicke and a second, anonymous reviewer for their insightful comments

on an earlier version of this review. L.M.H. was supported by an Australian Government Research Training Program PhD scholarship. M.D.J. and D.W.A.N. were supported by the Australian Research Council (Discovery Grant DP190100279 awarded to M.D.J., DECRA Fellowship DE150101774 awarded to D.W.A.N.). All authors declare no conflict of interest.

*Data availability:* all data and code used in this study have been provided as Supporting Information, and have also been made available at the Open Science Foundation: <https://osf.io/b9ju6/>.

*Author contributions:* M.D.J. and L.M.H. conceived the study, L.M.H. collected all data and conducted data analyses with D.W.A.N. L.M.H. wrote the first version of the manuscript, and D.W.A.N. and M.D.J. provided critical edits and revisions. All authors have read and approved the final version.

## VII. REFERENCES

- An asterisk (\*) indicates that a study was used in the meta-analysis. ‡ indicates that a study was used for our measures of sexual selection (SSD and mating system).*
- \*ABONDANO, L. A. & LINK, A. (2012). The social behavior of brown spider monkeys (*Ateles hybridus*) in a fragmented forest in Colombia. *International Journal of Primatology* **33**, 769–783.
- ‡AISENBERG, A. (2009). Male performance and body size affect female re-mating occurrence in the orb-web spider *Leucauge mariana* (Araneae, Tetragnathidae). *Ethology*, **115**, 1127–1136.
- ‡ALATALO, R. V., CARLSON, A., LUNDBERG, A. & ULFSTRAND, S. (1981). The conflict between male polygamy and female monogamy: the case of the pied flycatcher *Ficedula hypoleuca*. *The American Naturalist* **117**, 738–753.
- ‡ALCARAZ, C. & GARCÍA-BERTHO, E. (2007). Food of an endangered cyprinodont (*Aphanius iberus*): ontogenetic diet shift and prey electivity. *Environmental Biology of Fishes*, **78**, 193–207.
- ‡ALLEN, L. E., BARRY, K. L., HOLWELL, G. I. & HERBERSTEIN, M. E. (2011). Perceived risk of sperm competition affects juvenile development and ejaculate expenditure in male praying mantids. *Animal Behaviour* **82**, 1201–1206.
- \*ALTSCHUL, D. W., HOPKINS, W. D., HERRELKO, E. S., INOUE-MURAYAMA, M., MATSUZAWA, T., KING, J. E., ROSS, S. R. & WEISS, A. (2018). Personality links with lifespan in chimpanzees. *eLife* **7**, e33781.
- ‡AMOURET, J., HALLGRIMSSON, G. T. & PÁLSSON, S. (2015). Sexing of redpolls *Acanthis flammea* in Iceland from morphometrics. *Ringing & Migration*, **30**, 61–66.
- AMOS-LANDGRAF, J. M., COTTLE, A., PLENGE, R. M., FRIEZ, M., SCHWARTZ, C. E., LONGSHORE, J. & WILLARD, H. F. (2006). X chromosome-inactivation patterns of 1,005 phenotypically unaffected females. *American Journal of Human Genetics* **79**, 493–499.
- \*ANCILLOTTI, L. & RUSSO, D. (2014). Selective aggressiveness in European free-tailed bats (*Tadarida teniotis*): influence of familiarity, age and sex. *Naturwissenschaften* **101**, 221–228.
- ‡ANDELT, W. F. (1985). Behavioral ecology of coyotes in south Texas. *Wildlife Monographs* **94**, 3–45.
- ‡ANDERSON, M. J., HESSEL, J. K. & DIXSON, A. F. (2004). Primate mating systems and the evolution of immune response. *Journal of Reproductive Immunology* **61**, 31–38.
- \*ANDERSON BERDAL, M., ROSENQVIST, G. & WRIGHT, J. (2018). Innovation as part of a wider behavioural syndrome in the guppy: the effect of sex and body size. *Ethology* **124**, 760–772.
- ‡ANZENBERGER, G. (1988). The pairbond in the titi monkey (*Callicebus moloch*): intrinsic versus extrinsic contributions of the pairmates. *Folia Primatologica* **50**, 188–203.
- ‡ANZENBERGER, G. & FALK, B. (2012). Monogamy and family life in callitrichid monkeys: deviations, social dynamics and captive management. *International Zoo Yearbook* **46**, 109–122.
- \*ARAGÓN, P. (2009). Sex-dependent use of information on conspecific feeding activities in an amphibian urodelian. *Functional Ecology* **23**, 380–388.
- \*ARCHARD, G. A. & BRAITHWAITE, V. A. (2011). Variation in aggressive behaviour in the poeciliid fish *Brachyraphis episcopi*: population and sex differences. *Behavioural Processes* **86**, 52–57.
- ARCHER, J. (1996). Sex differences in social behavior: are the social role and evolutionary explanations compatible? *American Psychologist* **51**, 909–917.

- ARCHER, J. (2019). The reality and evolutionary significance of human psychological sex differences. *Biological Reviews* **94**, 1381–1415.
- ARCHER, J. & MEHDIKHANI, M. (2003). Variability among males in sexually selected attributes. *Review of General Psychology* **7**, 219–236.
- ARDEN, R. & PLOMIN, R. (2006). Sex differences in variance of intelligence across childhood. *Personality and Individual Differences* **41**, 39–48.
- \*ARIYOMO, T. O. & WATT, P. J. (2013a). Aggression and sex differences in lateralization in the zebrafish. *Animal Behaviour* **86**, 617–622.
- \*ARIYOMO, T. O. & WATT, P. J. (2013b). Disassortative mating for boldness decreases reproductive success in the guppy. *Behavioral Ecology* **24**, 1320–1326.
- \*ARIYOMO, T. O. & WATT, P. J. (2015). Effect of hunger level and time of day on boldness and aggression in the zebrafish *Danio rerio*. *Journal of Fish Biology* **86**, 1852–1859.
- ‡ARNAUD, L., BROSTAU, Y., LALLEMAND, S. & HAUBRUGE, E. (2005). Reproductive strategies of *Tribolium* flour beetles. *Journal of Insect Science* **5**, 33.
- ARNOLD, S. J. & WADE, M. J. (1984). On the measurement of natural and sexual selection: theory. *Evolution* **38**, 709–719.
- ‡ASAKURA, A. (2009). The evolution of mating systems in decapod crustaceans. In *Decapod Crustacean Phylogenetics* (eds J. W. MARTIN, K. A. CRANDALL, D. L. FELDER, P. MARTIN and S. KOENEMANN). CRC Press, Boca Raton.
- ‡ASHER, M., DE OLIVEIRA, E. S. & SACHSER, N. (2004). Social system and spatial organization of wild guinea pigs (*Cavia aperea*) in a natural population. *Journal of Mammalogy*, **85**, 788–796.
- \*BAKER, M. R., GOODMAN, A. C., SANTO, J. B. & WONG, R. Y. (2018). Repeatability and reliability of exploratory behavior in proactive and reactive zebrafish, *Danio rerio*. *Scientific Reports* **8**, 12114.
- \*BARALE, C. L., RUBENSTEIN, D. I. & BEEHNER, J. C. (2015). Juvenile social relationships reflect adult patterns of behavior in wild geladas. *American Journal of Primatology* **77**, 1086–1096.
- \*BARBOSA, M., CAMACHO-CERVANTES, M. & OJANGUREN, A. F. (2016). Phenotype matching and early social conditions affect shoaling and exploration decisions. *Ethology* **122**, 171–179.
- ‡BARRADAS-ORTIZ, C., BRIONES-FOURZÁN, P. & LOZANO-ÁLVAREZ, E. (2003). Seasonal reproduction and feeding ecology of giant isopods *Bathynomus giganteus* from the continental slope of the Yucatán peninsula. *Deep Sea Research Part I: Oceanographic Research Papers* **50**, 495–513.
- ‡BARTAREAU, T. M. (2017). Estimating the body weight of Florida panthers from standard morphometric measurements. *Journal of Fish and Wildlife Management* **8**, 618–624.
- ‡BASOLO, A. L. (2004). Variation between and within the sexes in body size preferences. *Animal Behaviour*, **68**, 75–82.
- ‡BAUDOIN, C., BUSQUET, N., DOBSON, F. S., GHEUSI, G., FERON, C., DURAND, J.-L., HETH, G. & PATRIS, B., TODRANK, J. (2005). Male-female associations and female olfactory neurogenesis with pair bonding in *Mus spicilegus*. *Biological Journal of the Linnean Society*, **84**, 323–334.
- ‡BAUER, R. T. & ABDALLA, J. H. (2001). Male mating tactics in the shrimp *Palaemonetes pugio* (Decapoda, Caridea): precopulatory mate guarding vs. pure searching. *Ethology*, **107**, 185–199.
- ‡BAUMGARTNER, R. (2000). Sexual attraction in *Carabus auronitens* F.: males lured by females. In *Natural History and Applied Ecology of Carabid Beetles* (eds P. BRANDMAYR, G. L. LOVELL, T. Z. BRANDMAYR, A. CASALE and A. V. TAGLIANTI). Pensoft Publishers, Sofia.
- BAYE, A. & MONSEUR, C. (2016). Gender differences in variability and extreme scores in an international context. *Large-scale Assessments in Education*, **4**. <http://doi.org/10.1186/s40536-015-0015-x>
- ‡BECKER, J., ORTMANN, C., WETZEL, M. A., WINKELMANN, C. & KOOP, J. H. E. (2013). Mate guarding in relation to seasonal changes in the energy reserves of two freshwater amphipods (*Gammarus fossarum* and *G. pulex*). *Freshwater Biology*, **58**, 372–381.
- \*BELGRAD, B. A. & GRIFFEN, B. D. (2016). Predator-prey interactions mediated by prey personality and predator hunting mode. *Proceedings of the Royal Society London B* **283**, 20160408.
- ‡BEL-VENNER, M. C. & VENNER, S. (2006). Mate-guarding strategies and male competitive ability in an orb-weaving spider: results from a field study. *Animal Behaviour*, **71**, 1315–1322.
- BENBOW, C. P. & STANLEY, J. C. (1980). Sex differences in mathematical ability: fact or artifact? *Science* **210**, 1262–1264.
- BENBOW, C. P. & STANLEY, J. C. (1983). Sex differences in mathematical reasoning ability: more facts. *Science* **222**, 1029–1030.
- BENJAMINI, Y. & HOCHBERG, Y. (1995). Controlling the false discovery rate: a practical and powerful approach to multiple testing. *Journal of the Royal Statistical Society: Series B (Methodological)*, **57**, 289–300.
- \*BERGER, D., YOU, T., MINANO, M. R., GRIESHOP, K., LIND, M. I., ARNQVIST, G. & MAKLAQOV, A. A. (2016). Sexually antagonistic selection on genetic variation underlying both male and female same-sex sexual behavior. *BMC Evolutionary Biology* **16**, 88.
- BEUKEBOOM, L. W. & PERRIN, N. (2014). *The Evolution of Sex Determination*. Oxford University Press, New York.
- ‡BIBBY, C. J. (2008). Polygyny and breeding ecology of the Cetti's warbler *Cettia cetti*. *Ibis*, **124**, 288–301.
- BILLERMAN, S. M., KEENEY, B. K., RODEWALD, P. G. & SCHULENBERG, T. S. (eds) (2020). *Birds of the World*. Cornell Laboratory of Ornithology, Ithaca. <https://birdsoftheworld.org/bow/home>.
- ‡BISAZZA, A. & MARIN, G. (1995). Sexual selection and sexual size dimorphism in the eastern mosquitofish *Gambusia holbrooki* (Pisces Poeciliidae). *Ethology Ecology & Evolution*, **7**, 169–183.
- \*BIZE, P., DIAZ, C. & LINDSTRÖM, J. (2012). Experimental evidence that adult antipredator behaviour is heritable and not influenced by behavioural copying in a wild bird. *Proceedings of the Royal Society London B* **279**, 1380–1388.
- ‡BLANCKENHORN, W. U., MEIER, R. & TEDER, T. (2007). Rensch's rule in insects: patterns among and within species. In *Sex, Size and Gender Roles: Evolutionary Studies of Sexual Size Dimorphism* (eds D. J. FAIRBAIN, W. U. BLANCKENHORN and T. SZÉKELY), pp. 60–70. Oxford University Press, Oxford.
- \*BLASZCZYK, M. B. (2017). Boldness towards novel objects predicts predator inspection in wild vervet monkeys. *Animal Behaviour* **123**, 91–100.
- \*BLEAKLEY, B. H., WELTER, S. M., MCCAULEY-COLE, K., SHUSTER, S. M. & MOORE, A. J. (2013). Cannibalism as an interacting phenotype: precannibalistic aggression is influenced by social partners in the endangered Socorro Isopod (*Thermosphaera thermophilum*). *Journal of Evolutionary Biology* **26**, 832–842.
- ‡BLOUIN-DEMERS, G., GIBBS, H. L. & WEATHERHEAD, P. J. (2005). Genetic evidence for sexual selection in black ratsnakes, *Elaphe obsoleta*. *Animal Behaviour* **69**, 225–234.
- ‡BONDURUP-NIELSEN, S. & IMS, R. A. (1990). Reversed sexual size dimorphism in microtines: are females larger than males or are males smaller than females? *Evolutionary Ecology* **4**, 261–272.
- BORGIA, G. (1979). Sexual selection and the evolution of mating systems. In *Sexual Selection and Reproductive Competition in Insects* (eds M. S. BLUM and N. A. BLUM), pp. 19–80. Academic Press, Cambridge.
- BORKENAU, P., HREBIČKOVÁ, M., KUPPENS, P., REALO, A. & ALLIK, J. (2013a). Sex differences in variability in personality: a study in four samples. *Journal of Personality* **81**, 49–60.
- BORKENAU, P., MCCRAE, R. R. & TERRACCIANO, A. (2013b). Do men vary more than women in personality? A study in 51 cultures. *Journal of Research in Personality* **47**, 135–144.
- ‡BORKOWSKA, A. & RATKIEWICZ, M. (2010). Promiscuity, male reproductive success and mate relatedness in a natural population of the common vole. *Journal of Zoology* **280**, 195–201.
- ‡BOULTON, K., ROSENTHAL, G. G., GRIMMER, A. J., WALLING, C. A. & WILSON, A. J. (2016). Sex-specific plasticity and genotype × sex interactions for age and size of maturity in the sheepshead swordtail, *Xiphophorus birchmanni*. *Journal of Evolutionary Biology*, **29**, 645–656.
- \*BOYDSTON, E. E., KAPHEIM, K. M., VAN HORN, R. C., SMALE, L. & HOLEKAMP, K. E. (2005). Sexually dimorphic patterns of space use throughout ontogeny in the spotted hyena (*Crocuta crocuta*). *Journal of Zoology London* **267**, 271–281.
- BRANCH, C. L., SONNENBERG, B. R., PITERA, A. M., BENEDICT, L. M., KOZLOVSKY, D. Y., BRIDGE, E. S. & PRAVOSUDOV, V. V. (2020). Testing the greater male variability phenomenon: male mountain chickadees exhibit larger variation in reversal learning performance compared with females. *Proceedings of the Royal Society London B* **287**, 20200895.
- ‡BROCKWAY, B. F. (1964). Ethological studies of the budgerigar: reproductive behavior. *Behaviour* **23**, 294–323.
- \*BRODIN, T. & DROTZ, M. K. (2014). Individual variation in dispersal associated behavioral traits of the invasive Chinese mitten crab (*Eriocheir sinensis*, H. Milne Edwards, 1854) during initial invasion of Lake Vänern, Sweden. *Current Zoology* **60**, 410–416.
- \*BROWN, C., BURGESS, F. & BRAITHWAITE, V. A. (2007). Heritable and experiential effects on boldness in a tropical poeciliid. *Behavioral Ecology and Sociobiology* **62**, 237–243.
- \*BROWN, R. E., COREY, S. C. & MOORE, A. K. (1999). Differences in measures of exploration and fear in MHC-congenic C57BL/6J and B6-H-2K mice. *Behavior Genetics* **29**, 263–271.
- BUDAEV, S. V. (1999). Sex differences in the Big Five personality factors: testing an evolutionary hypothesis. *Personality and Individual Differences* **26**, 801–813.
- \*BUIRSKI, P., PLUTCHIK, R. & KELLERMAN, H. (1978). Sex differences, dominance, and personality in the chimpanzee. *Animal Behaviour* **26**, 123–129.
- \*BURTKA, J. L. & GRINDSTAFF, J. L. (2015). Similar nest defence strategies within pairs increase reproductive success in the eastern bluebird, *Sialia sialis*. *Animal Behaviour* **100**, 174–182.
- \*BYRNES, E. E., POUCA, C. V., CHAMBERS, S. L. & BROWN, C. (2016). Into the wild: developing field tests to examine the link between elasmobranch personality and laterality. *Behaviour* **153**, 1777–1793.
- \*CALLICRATE, T. E., SIEWERDT, F., KOUTSOS, E. & ESTÉVEZ, I. (2011). Personality traits and the effects of DHA supplementation in the budgerigar (*Melopsittacus undulatus*). *Applied Animal Behaviour Science* **130**, 124–134.
- ‡CAMPBELL, J. F. (2005). Fitness consequences of multiple mating on female *Sitophilus oryzae* L. (Coleoptera: Curculionidae). *Environmental Entomology* **34**, 833–843.
- \*CAMPIONI, L., DEL MAR DELGADO, M., LOURENÇO, R., BASTIANELLI, G., FERNÁNDEZ, N. & PENTERIANI, V. (2013). Individual and spatio-temporal

- variations in the home range behaviour of a long-lived, territorial species. *Oecologia* **172**, 371–385.
- \*CAMPRASSE, E. C. M., CHEREL, Y., ARNOULD, J. P. Y., HOSKINS, A. J., BUSTAMANTE, P. & BOST, C.-A. (2017). Mate similarity in foraging Kerguelen shags: a combined bio-logging and stable isotope investigation. *Marine Ecology Progress Series* **578**, 183–196.
- ‡CANO, J. M., MÄKINEN, H. S. & MERILÄ, J. (2008). Genetic evidence for male-biased dispersal in the three-spined stickleback (*Gasterosteus aculeatus*). *Molecular Ecology* **17**, 3234–3242.
- \*CAPELLE, P. M., MCCALLUM, E. S. & BALSHINE, S. (2015). Aggression and sociality: conflicting or complementary traits of a successful invader? *Behaviour* **152**, 127–146.
- \*CARERE, C., DRENT, P. J., PRIVITERA, L., KOOLHAAS, J. M. & GROOTHUIS, T. G. G. (2005). Personalities in great tits, *Parus major*: stability and consistency. *Animal Behaviour* **70**, 795–805.
- ‡CARLSON, A., HILLSTRÖM, L. & MORENO, J. (1985). Mate guarding in the wheateater *Oenanthe oenanthe*. *Ornis Scandinavica* **16**, 113–120.
- \*CARMONA-CATOT, G., MAGELLAN, K. & GARCÍA-BERTHOU, E. (2013). Temperature-specific competition between invasive mosquitofish and an endangered cyprinodontid fish. *PLoS One* **8**, e54734.
- \*CARREIRA, M. B., COSSIO, R. & BRITTON, G. B. (2017). Individual and sex differences in high and low responder phenotypes. *Behavioural Processes* **136**, 20–27.
- \*CARRETE, M. & TELLA, J. L. (2010). Individual consistency in flight initiation distances in burrowing owls: a new hypothesis on disturbance-induced habitat selection. *Biology Letters* **6**, 167–170.
- \*CARRETE, M. & TELLA, J. L. (2013). High individual consistency in fear of humans throughout the adult lifespan of rural and urban burrowing owls. *Scientific Reports* **3**, 3524.
- \*CAVIGELLI, S. A., MICHAEL, K. C., WEST, S. G. & KLEIN, L. C. (2011). Behavioral responses to physical vs. social novelty in male and female laboratory rats. *Behavioural Processes* **88**, 56–59.
- ‡CAVRAO, F., TORRICELLI, P. & MALAVASI, S. (2013). Quantitative ethogram of male reproductive behavior in the south European toothcarp *Aphanius fasciatus*. *The Biological Bulletin* **225**, 71–78.
- ‡CELLERINO, A., VALENZANO, D. R. & REICHARD, M. (2016). From the bush to the bench: the annual *Nothobranchius* fishes as a new model system in biology. *Biological Reviews* **91**, 511–533.
- ‡CHAAABANE, K., LOREAU, M. & JOSENS, G. (1997). Growth and egg production in *Abax ater* (Coleoptera, Carabidae). *Pedobiologia* **41**, 385–396.
- \*CHANG, A. T. & SIH, A. (2013). Multilevel selection and effects of keystone hyperaggressive males on mating success and behavior in stream water striders. *Behavioral Ecology* **24**, 1166–1176.
- ‡CHANG, G. B., LIU, X. P., CHANG, H., CHEN, G. H., ZHAO, W. M., JI, D. J., CHEN, R., QIN, Y. R., SHI, X. K. & HU, G. S. (2009). Behavior differentiation between wild Japanese quail, domestic quail, and their first filial generation. *Poultry Science* **88**, 1137–1142.
- \*CHAPMAN, B. B., HEGG, A. & LJUNGBERG, P. (2013). Sex and the syndrome: individual and population consistency in behaviour in rock pool prawn *Palaemon elegans*. *PLoS One* **8**, e59437.
- CHARLESWORTH, B. (1996). The evolution of chromosomal sex determination and dosage compensation. *Current Biology* **6**, 149–162.
- \*CHEN, B., LIU, K., ZHOU, L., GOMES-SILVA, G., SOMMER-TREMBO, C. & PLATH, M. (2018). Personality differentially affects individual mate choice decisions in female and male Western mosquitofish (*Gambusia affinis*). *PLoS One* **13**, e0197197.
- ‡CHEVERUD, J., ROUTMAN, E., JAQUISH, C., TARDIF, S., PETERSON, G., BELFIORE, N. & FORMAN, L. (1994). Quantitative and molecular genetic variation in captive cotton-top tamarins (*Saguinus oedipus*). *Conservation Biology* **8**, 95–105.
- \*CLASS, B. & BROMMER, J. E. (2015). A strong genetic correlation underlying a behavioural syndrome disappears during development because of genotype-age interactions. *Proceedings of the Royal Society London B* **282**, 20142777.
- \*CLIPPERTON-ALLEN, A. E., INGRAO, J. C., RUGGIERO, L., BATISTA, L., OVARI, J., HAMMERMUELLER, J., ARMSTRONG, J. N., BIENZLE, D., CHOLERIS, E. & TURNER, P. V. (2015). Long-term provision of environmental resources alters behavior but not physiology or neuroanatomy of male and female BALB/c and C57BL/6 mice. *Journal of the American Association for Laboratory Animal Science* **54**, 718–730.
- ‡CLOTFELTER, E. D., CURREN, L. J. & MURPHY, C. E. (2006). Mate choice and spawning success in the fighting fish *Betta splendens*: the importance of body size, display behavior and nest size. *Ethology* **112**, 1170–1178.
- ‡COLGONI, A. & VAMOSI, S. M. (2006). Sexual dimorphism and allometry in two seed beetles (Coleoptera: Bruchidae). *Entomological Science* **9**, 171–179.
- ‡CONNER, J. & VIA, S. (1992). Natural selection on body size in *Tribolium*: possible genetic constraints on adaptive evolution. *Heredity* **69**, 73–83.
- ‡CONSTANTZ, G. D. (1984). Sperm competition in poeciliid fishes. In *Sperm Competition and the Evolution of Animal Mating Systems* (ed. R. SMITH). Academic Press, Orlando.
- ‡COOPER, G., MILLER, P. L. & HOLLAND, P. W. H. (1996). Molecular genetic analysis of sperm competition in the damselfly *Ischnura elegans* (Vander Linden). *Proceedings of the Royal Society London B* **263**, 1343–1349.
- \*COOPER, M. A. & BERNSTEIN, I. S. (2002). Counter aggression and reconciliation in Assamese macaques (*Macaca assamensis*). *American Journal of Primatology* **56**, 215–230.
- COSTA, P. T. & MCCRAE, R. R. (1992). Four ways five factors are basic. *Personality and Individual Differences* **13**, 653–665.
- \*COURTNEY JONES, S. K., MUNN, A. J. & BYRNE, P. G. (2017). Effects of captivity on house mice behaviour in a novel environment: implications for conservation practices. *Applied Animal Behaviour Science* **189**, 98–106.
- ‡CREIGHTON, E. (2000). Female mate guarding: no evidence in a socially monogamous species. *Animal Behaviour* **59**, 201–207.
- ‡CUMMINS, S. T. & O'HALLORAN, J. (2003). Biometrics of nestling and adult stonechats *Saxicola torquata* in southwest Ireland. *Ringed and Migration* **21**, 155–162.
- \*DAHLBOM, S. J., LAGMAN, D., LUNDSTEDT-ENKEL, K., SUNDRSTRÖM, L. F. & WINBERG, S. (2011). Boldness predicts social status in zebrafish (*Danio rerio*). *PLoS One* **6**, e23565.
- ‡DAHLGREN, J. (1990). Females choose vigilant males: an experiment with the monogamous grey partridge, *Perdix perdix*. *Animal Behaviour* **39**, 646–651.
- DALL, S. R. X., HOUSTON, A. I. & MCNAMARA, J. M. (2004). The behavioural ecology of personality: consistent individual differences from an adaptive perspective. *Ecology Letters* **7**, 734–739.
- ‡DALL, S. R. X. & WITTER, M. S. (1998). Feeding interruptions, diurnal mass changes and daily routines of behaviour in the zebra finch. *Animal Behaviour* **55**, 715–725.
- \*DAMMHAHN, M. (2012). Are personality differences in a small iteroparous mammal maintained by a life-history trade-off? *Proceedings of the Royal Society London B* **279**, 2645–2651.
- ‡DANHO, M., GASPAR, C. & HAUBRUGE, E. (2002). The impact of grain quality on the biology of *Sitophilus zeamais* Motschulsky (Coleoptera: Curculionidae): oviposition, distribution of eggs, adult emergence, body weight and sex ratio. *Journal of Stored Products Research* **38**, 259–266.
- DARWIN, C. (1871). *The Descent of Man, and Selection in Relation to Sex*. Murray, London.
- \*DAVID, M., SALIGNON, M. & PERROT-MINNOT, M.-J. (2014). Shaping the antipredator strategy: flexibility, consistency, and behavioral correlations under varying predation threat. *Behavioral Ecology* **25**, 1148–1156.
- ‡DAVIES, N. B. (1985). Cooperation and conflict among dunnocks, *Prunella modularis*, in a variable mating system. *Animal Behaviour* **33**, 628–648.
- ‡DAVIS, A. K., DEVORE, J. L., MILANOVICH, J. R., CECALA, K., MAERZ, J. C. & YABSLEY, M. J. (2009). New findings from an old pathogen: intraerythrocytic bacteria (Family Anaplasmatocae) in red-backed salamanders *Plethodon cinereus*. *EcoHealth* **6**, 219–228.
- DEARY, I. J., THORPE, G., WILSON, V., STARR, J. M. & WHALLEY, L. J. (2003). Population sex differences in IQ at age 11: the Scottish mental survey 1932. *Intelligence* **31**, 533–542.
- \*DEBECKER, S., SANMARTIN-VILLAR, I., DE GUINEA-LUENGO, M., CORDERO-RIVERA, A. & STOKS, R. (2016). Integrating the pace-of-life syndrome across species, sexes and individuals: covariation of life history and personality under pesticide exposure. *Journal of Animal Ecology* **85**, 726–738.
- \*DEBEFFE, L., LEMAÎTRE, J. F., BERGVALL, U. A., HEWISON, A. J. M., GAILLARD, J. M., MORELLET, N., GOULARD, M., MONESTIER, C., DAVID, M., VERHEYDEN-TIXIER, H., JÄDERBERG, L., VANPÉ, C. & KJELLANDER, P. (2015). Short- and long-term repeatability of docility in the roe deer: sex and age matter. *Animal Behaviour* **109**, 53–63.
- \*DEBEFFE, L., MORELLET, N., BONNOT, N., GAILLARD, J. M., CARGNELUTTI, B., VERHEYDEN-TIXIER, H., VANPÉ, C., COULON, A., CLOBERT, J., BON, R. & HEWISON, A. J. M. (2014). The link between behavioural type and natal dispersal propensity reveals a dispersal syndrome in a large herbivore. *Proceedings of the Royal Society London B* **281**, 20140873.
- ‡DEBUSE, V. J., ADDISON, J. T. & REYNOLDS, J. D. (2003). Effects of breeding site density on competition and sexual selection in the European lobster. *Behavioral Ecology* **14**, 396–402.
- DECASIEN, A. R., SHERWOOD, C. C., SCHAPIRO, S. J. & HIGHAM, J. P. (2020). Greater variability in chimpanzee (*Pan troglodytes*) brain structure among males. *Proceedings of the Royal Society B: Biological Sciences* **287**, 20192858.
- ‡DEIGNAN, H. G. (1946). The races of the scarlet minivet [*Pericrocotus flammeus* (Forster)]. *The Auk* **63**, 511–533.
- ‡DELACOUR, J. (1980). *Wild Pigeons and Doves*. T.F.H. Publications, Neptune.
- ‡DEL CASTILLO, C. (2005). The quantitative genetic basis of female and male body size and their implications on the evolution of body size dimorphism in the house cricket *Acheta domesticus* (Gryllidae). *Genetics and Molecular Biology* **28**, 843–848.
- ‡DELGADO-ACEVEDO, J., ZAMORANO, A., DEYOUNG, R. W., CAMPBELL, T. A., HEWITT, D. G. & LONG, D. B. (2010). Promiscuous mating in feral pigs (*Sus scrofa*) from Texas, USA. *Wildlife Research* **37**, 539–546.
- ‡DEL MAR DELGADO, M. & PENTERIANI, V. (2004). Gender determination of Eurasian eagle-owls (*Bubo bubo*) by morphology. *Journal of Raptor Research* **38**, 375–377.
- \*DEL RAZO, R. A. & BALES, K. L. (2016). Exploration in a dispersal task: effects of early experience and correlation with other behaviors in prairie voles (*Microtus ochrogaster*). *Behavioral Processes* **132**, 66–75.

- ‡DICKINSON, J. L., KOENIG, W. D. & PITTELKA, F. A. (1996). Fitness consequences of helping behavior in the western bluebird. *Behavioral Ecology* **7**, 168–177.
- ‡DINES, J. P., OTÁROLA-CASTILLO, E., RALPH, P., ALAS, J., DALEY, T., SMITH, A. D. & DEAN, M. D. (2014). Sexual selection targets cetacean pelvic bones. *Evolution* **68**, 3296–3306.
- \*DINGEMANSE, N. J., BOTH, C., VAN NOORDWIJK, A. J., RUTTEN, A. L. & DRENT, P. J. (2003). Natal dispersal and personalities in great tits (*Parus major*). *Proceedings of the Royal Society London B* **270**, 741–747.
- DINGEMANSE, N. J. & WOLF, M. (2010). Recent models for adaptive personality differences: a review. *Philosophical Transactions of the Royal Society B: Biological Sciences* **365**, 3947–3958.
- DINGEMANSE, N. J. & WRIGHT, J. (2020). Criteria for acceptable studies of animal personality and behavioural syndromes. *Ethology* **126**, 865–869.
- ‡DIXSON, A. F. (1998). *Primate Sexuality: Comparative Studies of the Prosimians, Monkeys, Apes, and Human Beings*. Oxford University Press, New York.
- ‡DOMÍNGUEZ, J., VIDAL, M. & TAPIA, L. (2010). Morphological changes in European goldfinches (*Carduelis carduelis*) released by bird trappers. *Animal Welfare* **19**, 385–389.
- ‡DONDALE, C. D. (1961). Life histories of some common spiders from trees and shrubs in Nova Scotia. *Canadian Journal of Zoology* **39**, 385–389.
- ‡DRACHMANN, J., KOMDEUR, J. & BOOMSMA, J. J. (2000). Mate guarding in the linnet *Carduelis cannabina*. *Bird Study* **47**, 238–241.
- \*DUCKWORTH, R. A. & KRUK, L. E. B. (2009). Evolution of genetic integration between dispersal and colonization ability in a bird. *Evolution* **63**, 968–977.
- \*DUGGAN, M. R., LEE-SOETY, J. Y. & ANDERSON, M. J. (2017). Personality types in budgerigars, *Melopsittacus undulatus*. *Behavioural Processes* **138**, 34–40.
- \*DUNN, J. C., COLE, E. F. & QUINN, J. L. (2011). Personality and parasites: sex-dependent associations between avian malaria infection and multiple behavioural traits. *Behavioral Ecology and Sociobiology* **65**, 1459–1471.
- DUNNING, J. B. JR. (2007). *CRC Handbook of Avian Body Masses*, Second Edition. CRC Press, Boca Raton.
- ‡DURIŠ, Z., DROZD, P., HORKÁ, I., KOZÁK, P. & POLICAR, T. (2006). Biometry and demography of the invasive crayfish *Orconectes limosus* in The Czech Republic. *Bulletin Français de la Pêche et de la Pisciculture* **380**, 1215–1228.
- ‡ÉBERLE, M. & KAPPELER, P. M. (2004). Selected polyandry: female choice and intersexual conflict in a small nocturnal solitary primate (*Microcebus murinus*). *Behavioral Ecology and Sociobiology* **57**, 91–100.
- \*ELLENBERG, U., MATTERN, T. & SEDDON, P. J. (2009). Habituation potential of yellow-eyed penguins depends on sex, character and previous experience with humans. *Animal Behaviour* **77**, 289–296.
- ELLIS, H. (1894). *Man and Woman: A Study of Human Secondary Sexual Characters*. Walter Scott, London.
- EMLEN, S. T. & ORING, L. W. (1977). Ecology, sexual selection, and the evolution of mating systems. *Science* **197**, 215–223.
- ERICSON, P. G. P., ANDERSON, C. L., BRITTON, T., ELZANOWSKI, A., JOHANSSON, U. S., KÄLLERSJÖ, M., OHLSON, J. I., PARSONS, T. J., ZUCCON, D. & MAYR, G. (2006). Diversification of Neaves: integration of molecular sequence data and fossils. *Biology Letters* **2**, 543–547.
- \*ETHEREDGE, R. I., AVENAS, C., ARMSTRONG, M. J. & CUMMINGS, M. E. (2018). Sex-specific cognitive-behavioural profiles emerging from individual variation in numerosity discrimination in *Gambusia affinis*. *Animal Cognition* **21**, 37–53.
- FAIRBAIRN, D. J., BLANCKENHORN, W. U. & SZÉKELY, T. (2007). *Sex, Size and Gender Roles: Evolutionary Studies of Sexual Size Dimorphism*. Oxford University Press, Oxford.
- ‡FAIRBAIRN, D. J. & PREZIOSI, R. F. (1996). Sexual selection and the evolution of sexual size dimorphism in the water strider, *Aquarius remigis*. *Evolution* **50**, 1549–1559.
- FAUSTO-STERLING, A. (1985). *Myths of Gender*, Second Edition. Basic Books Inc., New York.
- ‡FEDINA, T. Y. & LEWIS, S. M. (2008). An integrative view of sexual selection in *Tribolium* flour beetles. *Biological Reviews* **83**, 151–171.
- FEINGOLD, A. (1992). Sex differences in variability in intellectual abilities: a new look at an old controversy. *Review of Educational Research* **62**, 61–84.
- FEINGOLD, A. (1994). Gender differences in variability in intellectual abilities: a cross-cultural perspective. *Sex Roles* **30**, 81–92.
- ‡FESSEHAYE, Y., EL-BIALY, Z., REZK, M. A., CROOIJMANS, R., BOVENHUIS, H. & KOMEN, H. (2006). Mating systems and male reproductive success in Nile tilapia (*Oreochromis niloticus*) in breeding hapas: a microsatellite analysis. *Aquaculture* **256**, 148–158.
- FITZPATRICK, M. J., FEDER, E., ROWE, L. & SOKOLOWSKI, M. B. (2007). Maintaining a behaviour polymorphism by frequency-dependent selection on a single gene. *Nature* **447**, 210–212.
- ‡FLINKS, H. & SALEWSKI, V. (2012). Quantifying the effect of feather abrasion on wing and tail lengths measurements. *Journal of Ornithology* **153**, 1053–1065.
- ‡FOODEN, J. (1990). The bear macaque, *Macaca arctoides*: a systematic review. *Journal of Human Evolution* **19**, 607–686.
- ‡FORD, S. M. (1994). Evolution of sexual dimorphism in body weight in platyrrhines. *American Journal of Primatology* **34**, 221–224.
- \*FRANCIS, R. C. (1990). Temperament in a fish: a longitudinal study of the development of individual differences in aggression and social rank in the Midas Cichlid. *Ethology* **86**, 311–325.
- \*FRANÇOIS, N., MILLS, A. D. & FAURE, J. M. (1999). Inter-individual distances during open-field tests in Japanese quail (*Coturnix japonica*) selected for high or low levels of social reinstatement behaviour. *Behavioural Processes* **47**, 73–80.
- ‡FRANK, L. G. (1986). Social organization of the spotted hyaena *Crocuta crocuta*. II. Dominance and reproduction. *Animal Behaviour* **34**, 1510–1527.
- \*FRENCH, J. A. & SNOWDON, C. T. (1981). Sexual dimorphism in responses to unfamiliar intruders in the tamarin, *Saguinus oedipus*. *Animal Behaviour* **29**, 822–829.
- \*FRESNEAU, N., KLUEN, E. & BROMMER, J. E. (2014). A sex-specific behavioural syndrome in a wild passerine. *Behavioral Ecology* **25**, 359–367.
- \*FRIEL, M., KUNC, H. P., GRIFFIN, K., ASHER, L. & COLLINS, L. M. (2016). Acoustic signalling reflects personality in a social mammal. *Royal Society Open Science* **3**, 160178.
- ‡FRIESEN, C. R., MASON, R. T., ARNOLD, S. J. & ESTES, S. (2013). Patterns of sperm use in two populations of red-sided garter snake (*Thamnophis sirtalis parietalis*) with long-term female sperm storage. *Canadian Journal of Zoology* **92**, 33–40.
- ‡FRIESEN, C. R. & SHINE, R. (2019). At the invasion front, male cane toads (*Rhinella marina*) have smaller testes. *Biology Letters* **15**, 20190339.
- FROMHAGE, L. & JENNIONS, M. D. (2016). Coevolution of parental investment and sexually selected traits drives sex-role divergence. *Nature Communications* **7**, 12517.
- ‡FURNESS, E. N. & ROBINSON, R. A. (2019). Long-term declines in winter body mass of tits throughout Britain and Ireland correlate with climate change. *Ecology and Evolution* **9**, 1202–1210.
- \*FÜRSTBAUER, I. (2015). Consistent individual differences in haemolymph density reflect risk propensity in a marine invertebrate. *Royal Society Open Science* **2**, 140482.
- ‡FÜRSTBAUER, I., HEISTERMANN, M., SCHÜLKEM, O. & OSTNER, J. (2011). Concealed fertility and extended female sexuality in a non-human primate (*Macaca assamensis*). *PLoS One* **6**, e23105.
- \*GABRIEL, P. O. & BLACK, J. M. (2010). Behavioural syndromes in Steller's jays: the role of time frames in the assessment of behavioural traits. *Animal Behaviour* **80**, 689–697.
- ‡GABRIEL, P. O. & BLACK, J. M. (2012). Reproduction in Steller's jays (*Cyanocitta stelleri*): individual characteristics and behavioral strategies. *The Auk* **129**, 377–386.
- ‡GAGLIARDI-SEELEY, J., LEESE, J., SANTANGELO, N. & ITZKOWITZ, M. (2008). Mate choice in female convict cichlids (*Amatitlania nigrofasciata*) and the relationship between male size and dominance. *Journal of Ethology* **27**, 249–254.
- GEARY, D. C. (2010). *Male, Female. The Evolution of Sex Differences*, Second Edition. American Psychological Association, Washington, DC.
- GEARY, D. C. (2018). Efficiency of mitochondrial functioning as the fundamental biological mechanism of general intelligence (*g*). *Psychological Review* **125**, 1028–1050.
- GEARY, D. C. (2021). Now you see them, and now you don't: an evolutionarily informed model of environmental influences on human sex differences. *Neuroscience and Biobehavioral Reviews* **125**, 26–32.
- ‡GETZ, L. L. & HOFMANN, J. E. (1986). Social organization in free-living prairie voles, *Microtus ochrogaster*. *Behavioral Ecology and Sociobiology* **18**, 275–282.
- ‡GNAEDINGER, L. M. & REED, C. A. (1948). Contribution to the natural history of the plethodont salamander *Ensatina eschscholtzii*. *Copeia* **1948**, 187–196.
- ‡GOODBURN, S. F. (1984). Mate guarding in the mallard *Anas platyrhynchos*. *Ornis Scandinavica* **15**, 261–265.
- ‡GORDO, O., ARROYO, J. L., RODRÍGUEZ, R. & MARTÍNEZ, A. (2016). Sexing of *Phylloscopus* based on multivariate probability of morphological traits. *Ringing and Migration* **31**, 83–97.
- GORDON, S. P., LÓPEZ-SEPULCRE, A. & REZNICK, D. N. (2012). Predation-associated differences in sex linkage of wild guppy coloration. *Evolution* **66**, 912–918.
- \*GORMALLY, B. M. G., WRIGHT-LICHTER, J., REED, J. M. & ROMERO, L. M. (2018). Physiological and behavioral responses of house sparrows to repeated stressors. *PeerJ* **6**, e4961.
- \*GRACCEVA, G., HERDE, A., GROOTHUIS, T. G. G., KOOLHAAS, J. M., PALME, R. & ECCARD, J. A. (2014). Turning shy on a winter's day: effects of season on personality and stress response in *Microtus arvalis*. *Ethology* **120**, 753–767.
- GRAY, H., LYTH, A., MCKENNA, C., STOTHARD, S., TYMMS, P. & COPPING, L. (2019). Sex differences in variability across nations in reading, mathematics and science: a meta-analytic extension of Baye and Monseur (2016). *Large-Scale Assessments in Education* **7**, 2.
- ‡GREIG-SMITH, P. W. (1980). Parental investment in nest defence by stonechats (*Saxicola torquata*). *Animal Behaviour* **28**, 604–619.
- GRIBNAU, J. & BARAKAT, T. S. (2017). X-chromosome inactivation and its implications for human disease. *bioRxiv*. <https://doi.org/10.1101/076950>.
- \*GRUBER, J., BROWN, G., WHITING, M. J. & SHINE, R. (2017). Is the behavioural divergence between range-core and range-edge populations of cane toads (*Rhinella marina*) due to evolutionary change or developmental plasticity? *Royal Society Open Science* **4**, 170789.
- \*GRUBER, J., BROWN, G., WHITING, M. J. & SHINE, R. (2018). Behavioural divergence during biological invasions: a study of cane toads (*Rhinella marina*) from contrasting environments in Hawai'i. *Royal Society Open Science* **5**, 180197.

- \*GRUNST, A. S., GRUNST, M. L., THYS, B., RAAP, T., DAEM, N., PINXTEN, R. & EENS, M. (2018). Variation in personality traits across a metal pollution gradient in a free-living songbird. *Science of the Total Environment* **630**, 668–678.
- \*GUAY, P. J., LEPPITT, R., WESTON, M. A., YEAGER, T. R., VAN DONGEN, W. F. D. & SYMONDS, M. R. E. (2018). Are the big and beautiful less bold? Differences in avian fearfulness between the sexes in relation to body size and colour. *Journal of Zoology* **304**, 252–259.
- ‡GUAY, P. J. & MULDER, R. A. (2007). Skewed paternity distribution in the extremely size dimorphic musk duck (*Biziura lobata*). *Emu – Austral Ornithology* **107**, 190–195.
- \*GUENTHER, A., FINKEMEIER, M.-A. & TRILLMICH, F. (2014). The ontogeny of personality in the wild guinea pig. *Animal Behaviour* **90**, 131–139.
- ‡HALE, P. T., BARRETO, A. S. & ROSS, G. J. B. (2000). Comparative morphology and distribution of the *aduncus* and *truncatus* forms of bottlenose dolphin *Tursiops* in the Indian and Western Pacific Oceans. *Aquatic Mammals* **26**, 101–110.
- ‡HALL, M. L. (1999). The importance of pair duration and biparental care to reproductive success in the monogamous Australian magpie-lark. *Australian Journal of Zoology* **47**, 439–454.
- HALPERN, D. F. & LAMAY, M. L. (2000). The smarter sex: a critical review of sex differences in intelligence. *Educational Psychology Review* **12**, 229–246.
- HALPERN, D. F., BENBOW, C. P., GEARY, D. C., GUR, R. C., HYDE, J. S. & GERNSBACHER, M. A. (2007). The science of sex differences in science and mathematics. *Psychological Science in the Public Interest* **8**, 1–51.
- ‡HALUPKA, K. & BOROWIEC, M. (2006). Male whitethroats, *Sylvia communis*, advertise their future contribution to parental care. *Behaviour* **143**, 1–14.
- ‡HAMILTON, W. J. III, TILSON, R. L. & FRANK, L. G. (1986). Sexual monomorphism in spotted hyenas, *Crocuta crocuta*. *Ethology* **71**, 63–73.
- HAN, C. S. & DINGEMANSE, N. J. (2015). Effect of diet on the structure of animal personality. *Frontiers in Zoology* **12**, S5.
- ‡HAN, C. S. & JABLONSKI, P. G. (2010). Male water striders attract predators to intimidate females into copulation. *Nature Communications* **1**, 52.
- \*HAN, C. S., JABLONSKI, P. G. & BROOKS, R. C. (2015). Intimidating courtship and sex differences in predation risk lead to sex-specific behavioural syndromes. *Animal Behaviour* **109**, 177–185.
- ‡HAN, C. S., JABLONSKI, P. G., KIM, B. & PARK, F. C. (2010). Size-assortative mating and sexual size dimorphism are predictable from simple mechanics of mate-grasping behavior. *BMC Ecology and Evolution* **10**, 359.
- ‡HARANO, T., YASUI, Y. & MIYATAKE, T. (2006). Direct effects of polyandry on female fitness in *Callosobruchus chinensis*. *Animal Behaviour* **71**, 539–548.
- \*HARDOUIN, L. A., LEGAGNEUX, P., HINGRAT, Y. & ROBERT, A. (2015). Sex-specific dispersal responses to inbreeding and kinship. *Animal Behaviour* **105**, 1–10.
- ‡HARLOW, P. S. & TAYLOR, J. E. (2000). Reproductive ecology of the jacky dragon (*Amphibolurus muricatus*): an agamid lizard with temperature-dependent sex determination. *Austral Ecology* **25**, 640–652.
- ‡HARPER, D. G. C. (1999). Feather mites, pectoral muscle condition, wing length and plumage coloration of passerines. *Animal Behaviour* **58**, 553–562.
- \*HARRIS, S., EROUKHMANOFF, F., GREEN, K. K., SVENSSON, E. I. & PETERSSON, L. B. (2011). Changes in behavioural trait integration following rapid ecotype divergence in an aquatic isopod. *Journal of Evolutionary Biology* **24**, 1887–1896.
- \*HARRIS, S., RAMNARINE, I. W., SMITH, H. K. & PETERSSON, L. B. (2010). Picking personalities apart: estimating the influence of predation, sex and body size on boldness in the guppy *Poecilia reticulata*. *Oikos* **119**, 1711–1718.
- ‡HARTLEY, I. R., SHEPHERD, M. & BURKE, T. R. T. (1993). Reproductive success of polygynous male corn buntings (*Miliaria calandra*) as confirmed by DNA fingerprinting. *Behavioral Ecology* **4**, 310–317.
- \*HAZLETT, B. A. & BACH, C. E. (2010). Individuality in the predator defense behaviour of the crab *Heterozius rotundifrons*. *Behaviour* **147**, 587–597.
- ‡HAZLETT, B. A., BACH, C. E., THOMPSON, G. A. & MCLAY, C. L. (2005). Movement of male *Heterozius rotundifrons* (Crustacea: Decapoda: Brachyura) depends upon local sex ratio. *New Zealand Journal of Marine and Freshwater Research* **39**, 157–163.
- HEDGES, L. V. & OLKIN, I. (1985). *Statistical Methods for Meta-Analysis*. In *Biometrics*. Academic Press, New York.
- \*HEGAB, I. M., QIAN, Z., PU, Q., WANG, Z., YUKUN, K., CAI, Z., GUO, H., WANG, H., JI, W., HANAFY, A. M. & SU, J. (2018). Gender difference in unconditioned and conditioned predator fear responses in Smith's zokors (*Eospalax smithii*). *Global Ecology and Conservation* **16**, e00503.
- \*HEINEN-KAY, J. L., SCHMIDT, D. A., STAFFORD, A. T., COSTA, M. T., PETERSON, M. N., KERN, E. M. A. & LANGERHANS, R. B. (2016). Predicting multifarious behavioural divergence in the wild. *Animal Behaviour* **121**, 3–10.
- HIGGINS, J. P. T. & THOMPSON, S. G. (2002). Quantifying heterogeneity in a meta-analysis. *Statistics in Medicine* **21**, 1539–1558.
- \*HIGGINS, L. A., JONES, K. M. & WAYNE, M. L. (2005). Quantitative genetics of natural variation of behavior in *Drosophila melanogaster*: the possible role of the social environment on creating persistent patterns of group activity. *Evolution* **59**, 1529–1539.
- ‡HINGRAT, Y. & SAINT JALME, M. (2005). Mating system of the houbara bustard *Chlamydotis undulata* in eastern Morocco. *Ardeola* **52**, 91–102.
- ‡HIRSCHENHAUSER, K., MOSTL, E. & KOTRSCHAL, K. (2008). Within-pair testosterone covariation and reproductive output in Greylag Geese *Anser anser*. *Ibis*, **141**, 577–586.
- ‡HOGSTAD, O. (2006). Flock composition, agonistic behaviour and body condition of wintering bullfinches *Pyrrhula pyrrhula*. *Omnis Fennica* **83**, 131–138.
- HOLLINGWORTH, L. S. (1914). Variability as related to sex differences in achievement: a critique. *American Journal of Sociology* **19**, 510–530.
- HOLLINGWORTH, L. S. (1918). Comparison of the sexes in mental traits. *Psychological Bulletin* **15**, 427–432.
- ‡HOLLIS, B., HOULE, D., YAN, Z., KAWECKI, T. J. & KELLER, L. (2014). Evolution under monogamy feminizes gene expression in *Drosophila melanogaster*. *Nature Communications* **5**, 3482.
- \*HOLTMANN, B., GROSSER, S., LAGISZ, M., JOHNSON, S. L., SANTOS, E. S. A., LARA, C. E., ROBERTSON, B. C. & NAKAGAWA, S. (2016). Population differentiation and behavioural association of the two 'personality' genes *DRD4* and *SERT* in dunlocks (*Prunella modularis*). *Molecular Ecology* **25**, 706–722.
- \*HOLTMANN, B., SANTOS, E. S. A., LARA, C. E. & NAKAGAWA, S. (2017). Personality-matching habitat choice, rather than behavioural plasticity, is a likely driver of a phenotype-environment covariance. *Proceedings of the Royal Society London B* **284**, 20170943.
- HOULE, D., PÉLABON, C., WAGNER, G. & HANSEN, T. F. (2011). Measurement and meaning in biology. *The Quarterly Review of Biology* **86**, 3–34.
- ‡HUALLACHÁIN, D. Ó. & DUNNE, J. (2010). Analysis of biometric data to determine the sex of woodpeckers *Columba palumbus*. *Ringed and Migration* **25**, 29–32.
- ‡HUGHES, J. M., MATHER, P. B., MA, J., ROWLEY, I. & RUSSELL, E. (2003). High levels of extra-group paternity in a population of Australian magpies *Gymnorhina tibicen*: evidence from microsatellite analysis. *Molecular Ecology* **12**, 3441–3450.
- HUNT, J., BROOKS, R., JENNIONS, M. D., SMITH, M. J., BENTSEN, C. L. & BUSSIÈRE, L. F. (2004). High-quality male field crickets invest heavily in sexual display but die young. *Nature* **432**, 1024–1027.
- ‡HURTADO, M. J., FÉNERON, R. & GOUAT, P. (2013). Specialization in building tasks in the mound-building mouse, *Mus spicilegus*. *Animal Behaviour* **85**, 1153–1160.
- HYDE, J. S. (1981). How large are cognitive gender differences? A meta-analysis using  $w^2$  and  $d$ . *American Psychologist*, **36**, 892–901.
- HYDE, J. S. (1990). Meta-analysis and the psychology of gender differences. *Signs: Journal of Women in Culture and Society*, **16**, 55–73.
- HYDE, J. S. (2005). The gender similarities hypothesis. *American Psychologist* **60**, 581–592.
- HYDE, J. S. & MERTZ, J. E. (2009). Gender, culture, and mathematics performance. *Proceedings of the National Academy of Sciences*, **106**, 8801–8807.
- ‡INNES, D. G. L. & MILLAR, J. S. (1994). Life histories of Clethrionomys and Microtus (Microtinae). *Mammal Review*, **24**, 179–207.
- IRWING, P. & LYNN, R. (2005). Sex differences in means and variability on the progressive matrices in university students: a meta-analysis. *British Journal of Psychology* **96**, 505–524.
- ‡IWANIUK, A. N. (2001). Interspecific variation in sexual dimorphism in brain size in Nearctic ground squirrels (*Spermophilus* spp.). *Canadian Journal of Zoology* **79**, 759–765.
- ‡JACKSON, R. R. (1980). The mating strategy of *Phidippus johnsoni* (Araneae, Salticidae): II. Sperm competition and the function of copulation. *The Journal of Arachnology* **8**, 217–240.
- ‡JAKUBAS, D., WOJCZULANIS-JAKUBAS, K. & GLAC, W. (2011). Variation of the reed bunting (*Emberiza schoeniclus*) body condition and haematological parameters in relation to sex, age and season. *Annales Zoologici Fennici* **48**, 243–250.
- ‡JAKOBER, H. & STAUBER, W. (2000). Werden die neuntöter (*Lanius collurio*) kleiner? *Journal of Ornithology* **141**, 408–417.
- JAMES, J. W. (1973). Note: covariances between relatives due to sex-linked genes. *Biometrics* **29**, 584–588.
- ‡JANAS, U. & MAŃKUCKA, A. (2010). Body size and reproductive traits of *Palaemon elegans* Rathke, 1837 (Crustacea, Decapoda), a recent colonizer of the Baltic Sea. *Oceanological and Hydrobiological Studies* **39**, 3–24.
- JANICKE, T., HÄDERER, I. K., LAJEUNESSE, M. J. & ANTHES, N. (2016). Darwinian sex roles confirmed across the animal kingdom. *Science Advances* **2**, 1–11.
- JANICKE, T. & MORROW, E. H. (2018). Operational sex ratio predicts the opportunity and direction of sexual selection across animals. *Ecology Letters* **21**, 384–391.
- \*JANTZEN, C. E., ANNUNZIATO, K. M. & COOPER, K. R. (2016). Behavioral, morphometric, and gene expression effects in adult zebrafish (*Danio rerio*) embryonically exposed to PFOA, PFOS, and PFNA. *Aquatic Toxicology* **180**, 123–130.
- \*JAŠAREVIĆ, E., WILLIAMS, S. A., ROBERTS, R. M., GEARY, D. C. & ROSENFELD, C. S. (2012). Spatial navigation strategies in *Peromyscus*: a comparative study. *Animal Behaviour* **84**, 1141–1149.
- ‡JENKINS, D. (2008). Social behaviour in the partridge *Perdix perdix*. *Ibis*, **103a**, 155–188.
- JENNIONS, M. D., KOKKO, H. & KLUG, H. (2012). The opportunity to be misled in studies of sexual selection. *Journal of Evolutionary Biology* **25**, 591–598.
- ‡JENSEN, H., SÆTHER, B.-E., RINGSBY, T. H., TUFTO, J., GRIFFITH, S. C. & ELLEGREN, H. (2003). Sexual variation in heritability and genetic correlations of

- morphological traits in house sparrow (*Passer domesticus*). *Journal of Evolutionary Biology* **16**, 1296–1307.
- JETZ, W., THOMAS, G. H., JOY, J. B., HARTMANN, K. & MOOERS, A. O. (2012). The global diversity of birds in space and time. *Nature* **491**, 444–448.
- JOHNSON, W., DEARY, I. J. & CAROTHERS, A. (2008). Sex differences in variability in general intelligence: a new look at the old question. *Perspectives on Psychological Science* **3**, 518–531.
- \*JOLLES, J. W., BOOGERT, N. J. & VAN DEN BOS, R. (2015). Sex differences in risk-taking and associative learning in rats. *Royal Society Open Science* **2**, 150485.
- \*JONES, C. & DIRIENZO, N. (2018). Behavioral variation post-invasion: resemblance in some, but not all, behavioral patterns among invasive and native praying mantids. *Behavioural Processes* **153**, 92–99.
- JONES, C. M., BRAITHWAITE, V. A. & HEALY, S. D. (2003). The evolution of sex differences in spatial ability. *Behavioral Neuroscience* **117**, 403–411.
- ‡JORMALAINEN, V., SHUSTER, S. M. & WILDEY, H. C. (1999). Reproductive anatomy, precopulatory mate guarding, and paternity in the socorro isopod, *Thermosphaeroma thermophilum*. *Marine and Freshwater Behaviour and Physiology*, **32**, 39–56.
- ‡JOUVENTIN, P., CHARMANTIER, A., DUBOIS, M. -P., JARNE, P. & BRIED, J. (2006). Extra-pair paternity in the strongly monogamous Wandering Albatross *Diomedea exulans* has no apparent benefits for females. *Ibis*, **149**, 67–78.
- JU, C., DUAN, Y. & YOU, X. (2015). Retesting the greater male variability hypothesis in mainland China: a cross-regional study. *Personality and Individual Differences* **72**, 85–89.
- \*KAISER, A., MERCKX, T. & VAN DYCK, H. (2018). Urbanisation and sex affect the consistency of butterfly personality across metamorphosis. *Behavioral Ecology and Sociobiology*, **72**, 188.
- \*KANDA, L. L., ABDULHAY, A. & ERICKSON, C. (2017). Adult wheel access interaction with activity and boldness personality in Siberian dwarf hamsters (*Phodopus sungorus*). *Behavioural Processes* **138**, 82–90.
- ‡KAPPELER, P. M. (1990). The evolution of sexual size dimorphism in prosimian primates. *American Journal of Primatology* **21**, 201–214.
- KAPPELER, P. M. (2017). Sex roles and adult sex ratios: insights from mammalian biology and consequences for primate behaviour. *Philosophical Transactions of the Royal Society London B* **372**, 20160321.
- \*KARINO, K. & SOMEYA, C. (2007). The influence of sex, line, and fight experience on aggressiveness of the Siamese fighting fish in intrasexual competition. *Behavioural Processes* **75**, 283–289.
- KARWOWSKI, M., JANKOWSKA, D. M., GAJDA, A., MARCZAK, M., GROYECKA, A. & SOROKOWSKI, P. (2016). Greater male variability in creativity outside the WEIRD world. *Creativity Research Journal* **28**, 467–470.
- \*KASHON, E. A. F., CARLSON, B. E. (2018). Consistently bolder turtles maintain higher body temperatures in the field but may experience greater predation risk. *Behavioral Ecology and Sociobiology*, **72**, 9.
- ‡VON ENGELHARDT, N., KAISER, S., SACHSER, N., KEMME, K., GROOTHUIS, T. & WEWERS, D. (2009). An unstable social environment affects sex ratio in guinea pigs: an adaptive maternal effect?. *Behaviour*, **146**, 1513–1529.
- ‡KEMPEAERS, B., VERHEYEN, G. R. & DHONDI, A. A. (1997). Extrapair paternity in the blue tit (*Parus caeruleus*): female choice, male characteristics, and offspring quality. *Behavioral Ecology*, **8**, 481–492.
- ‡KILGOUR, R. J., MCADAM, A. G., BETINI, G. S. & NORRIS, D. R. (2018). Experimental evidence that density mediates negative frequency-dependent selection on aggression. *Journal of Animal Ecology* **87**, 1091–1101.
- \*KIM, S.-Y. & VELANDO, A. (2016). Unsociable juvenile male three-spined sticklebacks grow more attractive. *Behavioral Ecology and Sociobiology*, **70**, 975–980.
- \*KIMCHI, T. & TERKEL, J. (2001). Spatial learning and memory in the blind mole-rat in comparison with the laboratory rat and Levant vole. *Animal Behaviour* **61**, 171–180.
- \*KING, A. J., FÜRSTBAUER, I., MAMUNEAS, D., JAMES, C. & MANICA, A. (2013). Sex-differences and temporal consistency in stickleback fish boldness. *PLoS One* **8**, e81116.
- ‡KITANO, J., MORI, S. & PEICHEL, C. L. (2007). Sexual dimorphism in the external morphology of the threespine stickleback (*Gasterosteus aculeatus*). *Copeia* **2007**, 336–349.
- ‡KLEINTEICH, A. & SCHNEIDER, J. M. (2010). Evidence for Rensch's rule in an orb-weaver spider with moderate sexual size dimorphism. *Evolutionary Ecology Research* **12**, 667–683.
- KLUG, H., HEUSCHELE, J., JENNIONS, M. D. & KOKKO, H. (2010). The mismeasurement of sexual selection. *Journal of Evolutionary Biology* **23**, 447–462.
- KOKKO, H., KLUG, H. & JENNIONS, M. D. (2012). Unifying cornerstones of sexual selection: operational sex ratio, Bateman gradient and the scope for competitive investment. *Ecology Letters* **15**, 1340–1351.
- \*KOTRSCHAL, A., LIEVENS, E. J. P., DAHLBOM, J., BUNDSSEN, A., SEMENOVA, S., SUNDEVIK, M., MAKLAKOV, A. A., WINBERG, S., PANULA, P. & KOLM, N. (2014). Artificial selection on relative brain size reveals a positive genetic correlation between brain size and proactive personality in the guppy. *Evolution* **68**, 1139–1149.
- \*KRALJ-FISER, S., HEBETS, E. A. & KUNTNER, M. (2017). Different patterns of behavioral variation across and within species of spiders with differing degrees of urbanization. *Behavioral Ecology and Sociobiology*, **71**, 125.
- ‡KRALJ-FISER, S., SANGUINO MOSTAJO, G. A., PREIK, O., PEKAR, S. & SCHNEIDER, J. M. (2013). Assortative mating by aggressiveness type in orb-weaving spiders. *Behavioral Ecology*, **24**, 824–831.
- \*KRAMS, I. A., VRUBLEVSKA, J., SEPP, T., ABOLINS-ABOLS, M., RANTALA, M. J., MIERAUSKAS, P. & KRAMA, T. (2014). Sex-specific associations between nest defence, exploration and breathing rate in breeding pied flycatchers. *Ethology* **120**, 492–501.
- ‡KRAUSE, M. A., BURGHARDT, G. M. & GILLINGHAM, J. C. (2003). Body size plasticity and local variation of relative head and body size sexual dimorphism in garter snakes (*Thamnophis sirtalis*). *Journal of Zoology* **261**, 399–407.
- \*KRIETSCH, J., HAHN, S., KOPP, M., PHILLIPS, R. A., PETER, H. U. & LISOVSKI, S. (2017). Consistent variation in individual migration strategies of brown skuas. *Marine Ecology Progress Series*, **578**, 213–225.
- KRÜGER, O. (2005). The evolution of reversed sexual size dimorphism in hawks, falcons and owls: a comparative study. *Evolutionary Ecology* **19**, 467–486.
- \*KRZYSZCZYK, E., PATTERSON, E. M., STANTON, M. A. & MANN, J. (2017). The transition to independence: sex differences in social and behavioural development of wild bottlenose dolphins. *Animal Behaviour* **129**, 43–59.
- \*KUDO, A., SHIGENOBU, S., KADOTA, K., NOZAWA, M., SHIBATA, T. F., ISHIKAWA, Y. & MATSUO, T. (2017). Comparative analysis of the brain transcriptome in a hyper-aggressive fruit fly, *Drosophila prolongata*. *Insect Biochemistry and Molecular Biology* **82**, 11–20.
- KUMAR, S., STECHER, G., SULESKI, M. & HEDGES, S. B. (2017). TimeTree: a resource for timelines, timetrees, and divergence times. *Molecular Biology and Evolution* **34**, 1812–1819.
- ‡LACK, D. (1940). Pair-formation in birds. *The Condor* **42**, 269–286.
- \*LAFAILLE, M. & FÉRON, C. (2014). U-shaped relationship between ageing and risk-taking behaviour in a wild-type rodent. *Animal Behaviour* **97**, 45–52.
- \*LAHVIS, G. P., PANKSEPP, J. B., KENNEDY, B. C., WILSON, C. R. & MERRIMAN, D. K. (2015). Social conditioned place preference in the captive ground squirrel (*Utdomys tridecemlineatus*): social reward as a natural phenotype. *Journal of Comparative Psychology* **129**, 291–303.
- \*LALANZA, J. F., CAIMARI, A., DEL BAS, J. M., TORREGROSA, D., CIGARROA, I., PALLÀS, M., CAPDEVILA, L., AROLA, L. & ESCORIHUELA, R. M. (2014). Effects of a post-weaning cafeteria diet in young rats: metabolic syndrome, reduced activity and low anxiety-like behaviour. *PLoS One* **9**, e85049.
- ‡LANGERHANS, R. B. (2009). Morphology, performance, fitness: functional insight into a post-Pleistocene radiation of mosquitofish. *Biology Letters* **5**, 488–491.
- \*LE CEUR, C., THIBAUT, M., PISANU, B., THIBAUT, S., CHAPUIS, J.-L. & BAUDRY, E. (2015). Temporally fluctuating selection on a personality trait in a wild rodent population. *Behavioral Ecology*, **26**, 1285–1291.
- LEHRE, A. C., LEHRE, K. P., LAAKE, P. & DANBOLT, N. C. (2009). Greater intrasex phenotype variability in males than in females is a fundamental aspect of the gender differences in humans. *Developmental Psychobiology* **51**, 198–206.
- \*LEHTONEN, T. K. & WONG, B. B. M. (2017). Males are quicker to adjust aggression towards heterospecific intruders in a cichlid fish. *Animal Behaviour*, **124**, 145–151.
- ‡LEIGH, S. R. (1992). Patterns of variation in the ontogeny of primate body size dimorphism. *Journal of Human Evolution* **23**, 27–50.
- ‡LENIOWSKI, K. & WĘGRZYN, E. (2018). Synchronisation of parental behaviours reduces the risk of nest predation in a socially monogamous passerine bird. *Scientific Reports* **8**, 7385.
- ‡LEVENSON, H. (1990). Sexual size dimorphism in chipmunks. *Journal of Mammalogy* **71**, 161–170.
- ‡LIEBGOLD, E. B., CABE, P. R., JAEGER, R. G. & LEBERG, P. L. (2006). Multiple paternity in a salamander with socially monogamous behaviour. *Molecular Ecology* **15**, 4153–4160.
- \*LIEBGOLD, E. B. & DIBBLE, C. J. (2011). Better the devil you know: familiarity affects foraging activity of red-backed salamanders, *Plethodon cinereus*. *Animal Behaviour*, **82**, 1059–1066.
- ‡LINDSTRÖM, K. & LUNDSTRÖM, J. (2000). Male greenfinches (*Carduelis chloris*) with brighter ornaments have higher virus infection clearance rate. *Behavioral Ecology and Sociobiology* **48**, 44–51.
- ‡LISLEVAND, T., FIGUEROA, J. & SZÉKELY, T. (2009). Evolution of sexual size dimorphism in grouse and allies (Aves: Phasianidae) in relation to mating competition, fecundity demands and resource division. *Journal of Evolutionary Biology* **22**, 1895–1905.
- \*LINZMAIER, S. M., GOEBEL, L. S., RULAND, F. & JESCHKE, J. M. (2018). Behavioral differences in an over-invasion scenario: marbled vs. spiny-cheek crayfish. *Ecosphere* **9**, e02385.
- LOVICH, J. E. & GIBBONS, J. W. (1992). A review of techniques for quantifying sexual size dimorphism. *Growth, Development and Aging* **56**, 269–281.
- \*LÖVLIE, H., IMMONEN, E., GUSTAVSSON, E., KAZANCIÖĞLU, E. & ARNQVIST, G. (2014). The influence of mitochondrial genetic variation on personality in seed beetles. *Proceedings of the Royal Society London B* **281**, 20141039.
- ‡LU, D., ZHOU, C. Q. & LIAO, W. B. (2014). Sexual size dimorphism lacking in small mammals. *North-Western Journal of Zoology* **10**, 53–59.

- LUBINSKI, D. & BENBOW, C. P. (1992). Gender differences in abilities and preferences among the gifted: implications for the math/science pipeline. *Current Directions in Psychological Science* **1**, 61–66.
- \*LUCON-XICCATO, T., MAZZOLDI, C. & GRIGGIO, M. (2017). Sex composition modulates the effects of familiarity in new environment. *Behavioural Processes* **140**, 133–138.
- LÜPOLD, S., TOMKINS, J. L., SIMMONS, L. W. & FITZPATRICK, J. L. (2014). Female monopolization mediates the relationship between pre- and postcopulatory sexual traits. *Nature Communications*, **5**, 1.
- ‡LUTZ, C. G., WILLIAM R. W. (1989). Estimation of heritabilities for growth, body size, and processing traits in red swamp crawfish, *Procambarus clarkii* (Girard). *Aquaculture*, **78**, 21–33.
- ‡MABRY, K. E., SHELLEY, E. L., DAVIS, K. E., BLUMSTEIN, D. T. & VAN VUREN, D. H. (2013). Social mating system and sex-biased dispersal in mammals and birds: a phylogenetic analysis. *PLoS One* **8**, e57980.
- MACHIN, S. & PEKKARINEN, T. (2008). Assessment: global sex differences in test score variability. *Science* **322**, 1331–1332.
- \*MACRÌ, S., ADRIANI, W., CHIAROTTI, F. & LAVIOLA, G. (2002). Risk taking during exploration of a plus-maze is greater in adolescent than in juvenile or adult mice. *Animal Behaviour*, **64**, 541–546.
- ‡MAHER, K. H., EBERHART-PHILLIPS, L. J., KOSZTOLÁNYI, A., REMEDIOS, N. DOS, CARMONA-ISUNZA, M. C., CRUZ-LÓPEZ, M., ZEFANIA, S., ST CLAIR, J. J. H., ALRASHIDI, M., WESTON, M. A., SERRANO-MENESES, M. A., KRÜGER, O., HOFFMAN, J. I., SZÉKELY, T., BURKE, T. & KÜPPER, C. (2017). High fidelity: extra-pair fertilisations in eight *Charadrius* plover species are not associated with parental relatedness or social mating system. *Journal of Avian Biology*, **48**, 910–920.
- \*MAILLET, Z., HALLIDAY, W. D. & BLOUIN-DEMERS, G. (2015). Exploratory and defensive behaviours change with sex and body size in eastern garter snakes (*Thamnophis sirtalis*). *Journal of Ethology* **33**, 47–54.
- \*MAINWARING, M. C., BEAL, J. L. & HARTLEY, I. R. (2011). Zebra finches are bolder in an asocial, rather than social, context. *Behavioural Processes* **87**, 171–175.
- \*MAINWARING, M. C. & HARTLEY, I. R. (2013). Hatching asynchrony and offspring sex influence the subsequent exploratory behaviour of zebra finches. *Animal Behaviour* **85**, 77–81.
- ‡MAJOR, R. E. (1991). Breeding biology of the white-fronted chat *Ephthianura albigifrons* in a saltmarsh near Melbourne. *Emu - Austral Ornithology*, **91**, 236–249.
- ‡MAJOR, R. E. (2012). Latitudinal and insular variation in morphology of a small Australian passerine: consequences for dispersal distance and conservation. *Australian Journal of Zoology*, **60**, 210.
- ‡MANGA, N. (1972). Population metabolism of *Nebria brevicollis* (F.) (Coleoptera: Carabidae). *Oecologia* **10**, 223–242.
- \*MARENTETTE, J. R. & BALSHINE, S. (2012). Altered prey responses in round goby from contaminated sites. *Ethology* **118**, 812–820.
- ‡MARENTETTE, J. R., FITZPATRICK, J. L., BERGER, R. G., BALSHINE, S. (2009). Multiple male reproductive morphs in the invasive round goby (*Apollonia melanostoma*). *Journal of Great Lakes Research*, **35**, 302–308.
- \*MARKHAM, A. C., LONSDORF, E. V., PUSEY, A. E. & MURRAY, C. M. (2015). Maternal rank influences the outcome of aggressive interactions between immature chimpanzees. *Animal Behaviour* **100**, 192–198.
- ‡MARMET, J., PISANU, B., CHAPUIS, J.-L., JACOB, G. & BAUDRY, E. (2012). Factors affecting male and female reproductive success in a chipmunk (*Tamias sibiricus*) with a scramble competition mating system. *Behavioral Ecology and Sociobiology*, **66**, 1449–1457.
- ‡MARQUES, J. T., RAINHO, A., CARAPUÇO, M., OLIVEIRA, P. & PALMEIRIM, J. M. (2004). Foraging behaviour and habitat use by the European free-tailed bat *Tadarida teniotis*. *Acta Chiropterologica* **6**, 99–110.
- ‡MARTIN, E. & TABORSKY, M. (1997). Alternative male mating tactics in a cichlid, *Pelvicachromis pulcher*: a comparison of reproductive effort and success. *Behavioral Ecology and Sociobiology*, **41**, 311–319.
- \*MARTINS, C. I. M., SCHAEDELIN, F. C., MANN, M., BLUM, C., MANDL, I., URBAN, D., GRILL, J., SCHÖSSWENDER, J. & WAGNER, R. H. (2012). Exploring novelty: a component trait of behavioural syndromes in a colonial fish. *Behaviour* **149**, 215–231.
- ‡MASSARO, M., DAVIS, L. S. & DARBY, J. T. (2003). Carotenoid-derived ornaments reflect parental quality in male and female yellow-eyed penguins (*Megadyptes antipodes*). *Behavioral Ecology and Sociobiology*, **55**, 169–175.
- \*MATHOT, K. J., NICOLAUS, M., ARAYA-AJOY, Y. G., DINGEMANSE, N. J. & KEMPENAERS, B. (2015). Does metabolic rate predict risk-taking behaviour? A field experiment in a wild passerine bird. *Functional Ecology* **29**, 239–249.
- ‡MAXWELL, M. R., GALLEGU, K. M. & BARRY, K. L. (2010). Effects of female feeding regime in a sexually cannibalistic mantid: fecundity, cannibalism, and male response in *Stagmomantis limbata* (Mantodea). *Ecological Entomology*, **35**, 775–787.
- \*MAYEAUX, D. J., MASON, W. A. & MENDOZA, S. P. (2002). Developmental changes in responsiveness to parents and unfamiliar adults in a monogamous monkey (*Callicebus moloch*). *American Journal of Primatology* **58**, 71–89.
- \*MCCOWAN, L. S. C. & GRIFFITH, S. C. (2014). Nestling activity levels during begging behaviour predicts activity level and body mass in adulthood. *PeerJ* **2**, e566.
- \*MCCOWAN, L. S. C. & GRIFFITH, S. C. (2015). Active but asocial: exploration and activity is linked to social behaviour in a colonially breeding finch. *Behaviour*, **152**, 1145–1167.
- ‡MCCRACKEN, K. G., AFTON, A. D. & PATON, D. C. (2000). Nest and eggs of musk ducks *Biziura lobata* at Murray Lagoon, Cape Gantheaume Conservation Park, Kangaroo Island, South Australia. *South Australian Ornithologist* **33**, 65–70.
- \*MCDONALD, S. & SCHWANZ, L. E. (2018). Thermal parental effects on offspring behaviour and their fitness consequences. *Animal Behaviour* **135**, 45–55.
- MCGHEE, K. E. & TRAVIS, J. (2010). Repeatable behavioural type and stable dominance rank in the bluefin killifish. *Animal Behaviour* **79**, 497–507.
- ‡MCKAYE, K. R. & BARLOW, G. W. (1976). Competition between color morphs of the Midas cichlid *Cichlasoma citrinellum*, in Lake Jiloá, Nicaragua. In *Investigations of Ichthyofauna of Nicaraguan Lakes* (ed. T. B. THORSON). University of Nebraska Press, Lincoln.
- ‡MCKINNEY, F. (1985). Primary and secondary male reproductive strategies of dabbling ducks. *Ornithological Monographs* **37**, 68–82.
- ‡MCLAIN, D. K., MOULTON, M. P. & SANDERSON, J. G. (1999). Sexual selection and extinction: the fate of plumage-monomorphic birds introduced onto islands. *Evolutionary Ecology Research* **1**, 549–565.
- ‡MCPEEK, M. A. (1992). Mechanisms of sexual selection operating on body size in the mosquitofish (*Gambusia holbrooki*). *Behavioral Ecology* **3**, 1–12.
- \*MERCKX, T., VAN DYCK, H., KARLSSON, B. & LEIMAR, O. (2003). The evolution of movements and behaviour at boundaries in different landscapes: a common arena experiment with butterflies. *Proceedings of the Royal Society London B* **270**, 1815–1821.
- ‡METTKE-HOFMANN, C. (2000). Changes in exploration from courtship to the breeding state in red-rumped parrots (*Psephotus haemantotus*). *Behavioural Processes* **49**, 139–148.
- \*MICHELANGELI, M., CHAPPLE, D. G. & WONG, B. B. M. (2016). Are behavioural syndromes sex specific? Personality in a widespread lizard species. *Behavioral Ecology and Sociobiology* **70**, 1911–1919.
- ‡MILENKAYA, O., LEGGE, S. & WALTERS, J. R. (2011). Breeding biology and life-history traits of an Australasian tropical granivore, the Crimson Finch (*Neochmia phaeton*). *Emu - Austral Ornithology*, **111**, 312–320.
- MILLER, D. I. & HALPERN, D. F. (2014). The new science of cognitive sex differences. *Trends in Cognitive Sciences* **18**, 37–45.
- ‡MITANI, J. C., GROS-LOUIS, J. & RICHARDS, A. F. (1996). Sexual dimorphism, the operational sex ratio, and the intensity of male competition in polygynous primates. *The American Naturalist* **147**, 966–980.
- ‡MOJADDIDI, H., FERNANDEZ, F. E., ERICKSON, P. A. & PROTAS, M. E. (2018). Embryonic origin and genetic basis of cave associated phenotypes in the isopod crustacean *Asellus aquaticus*. *Scientific Reports* **8**, 16589.
- ‡MÖLLER, A. P. (2008). Mating systems among European passerines: a review. *Ibis*, **128**, 234–250.
- ‡MÖLLER, A. P. (1987). Mate guarding in the swallow *Hirundo rustica*. *Behavioral Ecology and Sociobiology* **21**, 119–123.
- ‡MÖLLER, A. P. & NIELSEN, J. T. (1997). Differential predation cost of a secondary sexual character: sparrowhawk predation on barn swallows. *Animal Behaviour* **54**, 1545–1551.
- \*MONTIGLIO, P.-O., GARANT, D., BERGERON, P., DUBUC MESSIER, G. & RÉALE, D. (2014). Pulsed resources and the coupling between life-history strategies and exploration patterns in eastern chipmunks (*Tamias striatus*). *Journal of Animal Ecology* **83**, 720–728.
- \*MONTIGLIO, P.-O., GARANT, D., THOMAS, D., RÉALE, D. (2010). Individual variation in temporal activity patterns in open-field tests. *Animal Behaviour*, **80**, 905–912.
- \*MORALES, J. A., CARDOSO, D. G., DELLA LUCIA, T. M. C., GUEDES, R. N. C. (2013). Weevil x Insecticide: Does 'Personality' Matter?. *PLoS ONE*, **8**, e67283.
- \*MORETZ, J. A., MARTINS, E. P. & ROBISON, B. D. (2007). Behavioral syndromes and the evolution of correlated behavior in zebrafish. *Behavioral Ecology* **18**, 556–562.
- \*MOSCICKI, M. K. & HURD, P. L. (2015). Sex, boldness and stress experience affect convict cichlid, *Amatitlania nigrofasciata*, open field behaviour. *Animal Behaviour* **107**, 105–114.
- ‡MULDER, R. A. (1997). Extra-group courtship displays and other reproductive tactics of superb fairy-wrens. *Australian Journal of Zoology*, **45**, 131.
- \*MÜLLER, T. & JUŠKAUSKAS, A. (2018). Inbreeding affects personality and fitness of a leaf beetle. *Animal Behaviour* **138**, 29–37.
- \*MÜLLER, T., KÜLL, C. L. & MÜLLER, C. (2016). Effects of larval versus adult density conditions on reproduction and behavior of a leaf beetle. *Behavioral Ecology and Sociobiology*, **70**, 2081–2091.
- ‡MÜLLER, T. & MÜLLER, C. (2016). Adult beetles compensate for poor larval food conditions. *Journal of Insect Physiology*, **88**, 24–32.
- ‡MÜLLER, T. & MÜLLER, C. (2016). Consequences of mating with siblings and nonsiblings on the reproductive success in a leaf beetle. *Ecology and Evolution*, **6**, 3185–3197.
- \*MUTZEL, A., DINGEMANSE, N. J., ARAYA-AJOY, Y. G. & KEMPENAERS, B. (2013). Parental provisioning behaviour plays a key role in linking personality with reproductive success. *Proceedings of the Royal Society London B* **280**, 20131019.



- ‡MYSTERUD, A. (2000). The relationship between ecological segregation and sexual body size dimorphism in large herbivores. *Oecologia* **124**, 40–54.
- NAKAGAWA, S., LAGISZ, M., JENNIONS, M. D., KORICHEVA, J., NOBLE, D. W. A., PARKER, T. H., SÁNCHEZ-TÓJAR, A., YANG, Y. & O'DEA, R. E. (2021b). Methods for testing publication bias in ecological and evolutionary meta-analyses. *Methods in Ecology and Evolution*. <https://doi.org/10.1111/2041-210X.13724>.
- NAKAGAWA, S., LAGISZ, M., O'DEA, R. E., RUTKOWSKA, J., YANG, Y., NOBLE, D. W. A. & SENIOR, A. M. (2021a). The orchard plot: Cultivating a forest plot for use in ecology, evolution, and beyond. *Research Synthesis Methods*, **12**, 4–12.
- NAKAGAWA, S., NOBLE, D. W. A., SENIOR, A. M. & LAGISZ, M. (2017). Meta-evaluation of meta-analysis: ten appraisal questions for biologists. *BMC Biology* **15**, 1–14.
- NAKAGAWA, S., POULIN, R., MENGENSEN, K., REINHOLD, K., ENGQVIST, L., LAGISZ, M. & SENIOR, A. M. (2015). Meta-analysis of variation: ecological and evolutionary applications and beyond. *Methods in Ecology and Evolution* **6**, 143–152.
- NAKAGAWA, S. & SANTOS, E. S. A. (2012). Methodological issues and advances in biological meta-analysis. *Evolutionary Ecology* **26**, 1253–1274.
- \*NAKAYAMA, S. & MIYATAKE, T. (2010). A behavioral syndrome in the adzuki bean beetle: genetic correlation among death feigning, activity, and mating behavior. *Ethology* **116**, 108–112.
- \*NAKAYAMA, S., NISHI, Y. & MIYATAKE, T. (2010). Genetic correlation between behavioural traits in relation to death-feigning behaviour. *Population Ecology* **52**, 329–335.
- \*NAKAYAMA, S., SASAKI, K., MATSUMURA, K., LEWIS, Z. & MIYATAKE, T. (2012). Dopaminergic system as the mechanism underlying personality in a beetle. *Journal of Insect Physiology* **58**, 750–755.
- ‡NEBEL, S., ROGERS, K. G., MINTON, C. D. T. & ROGERS, D. I. (2013). Is geographical variation in the size of Australian shorebirds consistent with hypotheses on differential migration? *Emu - Austral Ornithology*, **113**, 99–111.
- ‡NEL, K., RIMBACH, R. & PILLAY, N. (2015). Dietary protein influences the life-history characteristics across generations in the African striped mouse *Rhabdomys*. *Journal of Experimental Zoology* **323**, 97–108.
- ‡NELSON-FLOWER, M. J., HOCKEY, P. A. R., O'RYAN, C., RAIHANI, N. J., DU PLESSIS, M. A. & RIDLEY, A. R. (2011). Monogamous dominant pairs monopolize reproduction in the cooperatively breeding pied babbler. *Behavioral Ecology*, **22**, 559–565.
- NETTLE, D. (2005). An evolutionary approach to the extraversion continuum. *Evolution and Human Behavior* **26**, 363–373.
- NETTLE, D. (2006). The evolution of personality variation in humans and other animals. *American Psychologist* **61**, 622–631.
- ‡NEVO, E., BEILES, A., HETH, G. & SIMSON, S. (1986). Adaptive differentiation of body size in speciating mole rats. *Oecologia* **69**, 327–333.
- ‡NGUYEN, N. H., KHAW, H. L., PONZONI, R. W., HAMZAH, A. & KAMARUZZAMAN, N. (2007). Can sexual dimorphism and body shape be altered in Nile tilapia (*Oreochromis niloticus*) by genetic means? *Aquaculture* **272**, S38–S46.
- ‡NIE, Y., SPEAKMAN, J. R., WU, Q., ZHANG, C., HU, Y., XIA, M., YAN, L., HAMBLY, C., WANG, L., WEI, W., ZHANG, J. & WEI, F. (2015). Exceptionally low daily energy expenditure in the bamboo-eating giant panda. *Science*, **349**, 171–174.
- ‡NIE, Y., SWAISGOOD, R. R., ZHANG, Z., LIU, X. & WEI, F. (2012). Reproductive competition and fecal testosterone in wild male giant pandas (*Ailuropoda melanoleuca*). *Behavioral Ecology and Sociobiology* **66**, 721–730.
- ‡NILSSON, J. Å. & PERSSON, H. K. O. (1993). A prudent hoarder: effects of long-term hoarding in the European nuthatch, *Sitta europaea*. *Behavioral Ecology*, **4**, 369–373.
- \*NISHI, Y., SASAKI, K. & MIYATAKE, T. (2010). Biogenic amines, caffeine and tonic immobility in *Tribolium castaneum*. *Journal of Insect Physiology* **56**, 622–628.
- NOBLE, D. W. A., LAGISZ, M., O'DEA, R. E. & NAKAGAWA, S. (2017). Nonindependence and sensitivity analyses in ecological and evolutionary meta-analyses. *Molecular Ecology* **26**, 2410–2425.
- \*NOER, C. L., NEEDHAM, E. K., WIESE, A.-S., BALSBY, T. J. S. & DABELSTEEN, T. (2015). Context matters: multiple novelty tests reveal different aspects of shyness-boldness in farmed American mink (*Neovison vison*). *PLoS One* **10**, e0130474.
- \*NORDAHL, O., TIBBLIN, P., KOCH-SCHMIDT, P., BERGGREN, H., LARSSON, P. & FORSMAN, A. (2018). Sun-basking fish benefit from body temperatures that are higher than ambient water. *Proceedings of the Royal Society London B* **285**, 20180639.
- ‡NORMAN, F. I. & MCKINNEY, F. (1987). Clutches, broods, and brood care behaviour in chestnut teal. *Wildfowl* **38**, 117–126.
- ‡NYLIN, S., WIKLUND, C., WICKMAN, P.-O. & GARCIA-BARROS, E. (1993). Absence of trade-offs between sexual size dimorphism and early male emergence in a butterfly. *Ecology*, **74**, 1414–1427.
- O'DEA, R. E., LAGISZ, M., JENNIONS, M. D. & NAKAGAWA, S. (2018). Gender differences in individual variation in academic grades fail to fit expected patterns for STEM. *Nature Communications* **9**, 3777.
- OLENDORF, R., HELEN RODD, F., PUNZALAN, D., HOUDE, A. E., HURT, C., REZNICK, D. N. & HUGHES, K. A. (2006). Frequency-dependent survival in natural guppy populations. *Nature* **441**, 633–636.
- ‡ORBÁN, L., LOVÁSZ, L., LUKÁCS, Z. & GYURÁCS, J. (2019). Age-, sex- and size-related spatial distribution in the common blackbird (*Turdus merula*) during the postfledging period. *North-Western Journal of Zoology* **15**, 84–90.
- ‡ORING, L. W. & SAYLER, R. D. (1992). The mating systems of waterfowl. In *Ecology and Management of Breeding Waterfowl* (eds B. D. J. BATT, A. D. AFTON, M. G. ANDERSON, C. D. ANKNEY, D. H. JOHNSON, J. A. KADLEC and G. L. KRAPU). University of Minnesota Press, Minneapolis.
- ‡PACZOLT, K. A., PASSOW, C. N., DELCLOS, P. J., KINDSVATER, H. K., JONES, A. G. & ROSENTHAL, G. G. (2015). Multiple mating and reproductive skew in parental and introgressed females of the live-bearing fish *Xiphophorus birchmanni*. *Journal of Heredity* **106**, 57–66.
- ‡PARKER, T. H. & GARANT, D. (2005). Quantitative genetics of ontogeny of sexual dimorphism in red junglefowl (*Gallus gallus*). *Heredity* **95**, 401–407.
- PARKER, G. A. (1970). Sperm competition and its evolutionary consequences in the insects. *Biological Reviews*, **45**, 525–567.
- ‡PATEL, R., MULDER, R. A. & CARDOSO, G. C. (2010). What makes vocalisation frequency an unreliable signal of body size in birds? A study on black swans. *Ethology* **116**, 554–563.
- \*PATRICK, S. C., CHARMANTIER, A. & WEIMERSKIRCH, H. (2013). Differences in boldness are repeatable and heritable in a long-lived marine predator. *Ecology and Evolution* **3**, 4291–4299.
- ‡PENTERIANI, V., ALONSO-ALVAREZ, C., DEL MAR DELGADO, M., SERGIO, F. & FERRER, M. (2006). Brightness variability in the white badge of the eagle owl *Bubo bubo*. *Journal of Avian Biology*, **37**, 110–116.
- \*PERDUE, B. M., GAALEMA, D. E., MARTIN, A. L., DAMPIER, S. M. & MAPLE, T. L. (2011). Factors affecting aggression in a captive flock of Chilean flamingos (*Phoenicopterus chilensis*). *Zoo Biology* **30**, 59–64.
- ‡PHILLIPS, P. & MC DERMOTT, L. (2012). Using biometric measurements to predict the gender of Chilean flamingos *Phoenicopterus chilensis* at Dublin Zoo. *International Zoo Yearbook*, **46**, 189–194.
- ‡PHILLIPS, R. A., DAWSON, D. A. & ROSS, D. J. (2002). Mating patterns and reversed size dimorphism in southern skuas (*Stercorarius skua lombergi*). *The Auk* **119**, 858–863.
- PICK, J. L., NAKAGAWA, S. & NOBLE, D. W. A. (2019). Reproducible, flexible and high-throughput data extraction from primary literature: The metaDigitise r package. *Methods in Ecology and Evolution*, **10**, 426–431.
- \*PINHO-NETO, C. F., MIYAI, C. A., SANCHES, F. H. C., GIAQUINTO, P. C., DELICIO, H. C., BARCELLOS, L. J. G., VOLPATO, G. L. & BARRETO, R. E. (2014). Does sex influence intraspecific aggression and dominance in Nile tilapia juveniles? *Behavioural Processes* **105**, 15–18.
- PINKER, S. (2005). Sex Ed. *The New Republic*.
- PIPER, W. H., WALCOTT, C., MAGER, J. N. & SPILKER, F. J. (2008). Fatal battles in common loons: a preliminary analysis. *Animal Behaviour* **75**, 1109–1115.
- \*PITTFET, F., HOUELIER, C. & LUMINEAU, S. (2014). Precocial bird mothers shape sex differences in the behavior of their chicks. *Journal of Experimental Zoology* **321A**, 265–275.
- \*PIYAPONG, C., KRAUSE, J., CHAPMAN, B. B., RAMNARINE, I. W., LOUCA, V. & CROFT, D. P. (2010). Sex matters: a social context to boldness in guppies (*Poecilia reticulata*). *Behavioral Ecology* **21**, 3–8.
- ‡PLATH, M., MAKOWICZ, A. M., SCHLUPP, I. & TOBLER, M. (2007). Sexual harassment in live-bearing fishes (Poeciliidae): comparing courting and noncourting species. *Behavioral Ecology* **18**, 680–688.
- ‡POCKL, M. (1992). Effects of temperature, age and body size on moulting and growth in the freshwater amphipods *Gammarus fossarum* and *G. roeseli*. *Freshwater Biology* **27**, 211–225.
- ‡POLAČIK, M., DONNER, M. T. & REICHARD, M. (2011). Age structure of annual *Nothobranchius* fishes in Mozambique: is there a hatching synchrony? *Journal of Fish Biology* **78**, 796–809.
- ‡POLO APARISI, M., SCHÖLL, E. M. & HILLE, S. M. (2018). Alpine Marsh Tits *Poecile palustris palustris* exhibit no clear sexual dimorphism other than in wing length. *Ringed & Migration*, **33**, 36–40.
- POMIANKOWSKI, A. & MOLLER, A. P. (1995). A resolution of the lek paradox. *Proceedings of the Royal Society B: Biological Sciences* **260**, 21–29.
- \*POWELL, D. M. & SVOKE, J. T. (2008). Novel environmental enrichment may provide a tool for rapid assessment of animal personality: a case study with giant pandas (*Ailuropoda melanoleuca*). *Journal of Applied Animal Welfare Science* **11**, 301–318.
- ‡POWTER, D. M. & GLADSTONE, W. (2008). The reproductive biology and ecology of the Port Jackson shark *Heterodontus portusjacksoni* in the coastal waters of eastern Australia. *Journal of Fish Biology*, **72**, 2615–2633.
- ‡POWTER, D. M. & GLADSTONE, W. (2009). Habitat-mediated use of space by juvenile and mating adult Port Jackson sharks, *Heterodontus portusjacksoni*, in Eastern Australia. *Pacific Science*, **63**, 1–14.
- ‡PROKOP, P. & VACLAV, R. (2005). Males respond to the risk of sperm competition in the sexually cannibalistic praying mantis, *Mantis religiosa*. *Ethology*, **111**, 836–848.
- \*QIAO, X., YAN, Y., WU, R., TAI, F., HAO, P., CAO, Y. & WANG, J. (2014). Sociality and oxytocin and vasopressin in the brain of male and female dominant and subordinate mandarin voles. *Journal of Comparative Physiology A* **200**, 149–159.
- R CORE TEAM (2018). *R: A Language and Environment for Statistical Computing*. R Foundation for Statistical Computing, Vienna.

- ‡RADO, R., WOLLBERG, Z. & TERKEL, J. (1992). Dispersal of young mole rats (*Spalax ehrenbergi*) from the natal burrow. *Journal of Mammalogy* **73**, 885–890.
- \*RAIHANI, N. J., RIDLEY, A. R., BROWNING, L. E., NELSON-FLOWER, M. J. & KNOWLES, S. (2008). Juvenile female aggression in cooperatively breeding pied babblers: causes and contexts. *Ethology* **114**, 452–458.
- \*RASMUSSEN, J. E. & BELK, M. C. (2017). Predation environment affects boldness temperament of neotropical livebearers. *Ecology and Evolution* **7**, 3059–3066.
- RÉALE, D., READER, S. M., SOL, D., McDOUGALL, P. T. & DINGEMANSE, N. J. (2007). Integrating animal temperament within ecology and evolution. *Biological Reviews* **82**, 291–318.
- \*REDDON, A. R. & HURD, P. L. (2008). Aggression, sex and individual differences in cerebral lateralization in a cichlid fish. *Biology Letters* **4**, 338–340.
- REGAN, J. C. & PARTRIDGE, L. (2013). Gender and longevity: why do men die earlier than women? Comparative and experimental evidence. *Best Practice & Research Clinical Endocrinology & Metabolism* **27**, 467–479.
- REINHOLD, K. & ENGQVIST, L. (2013). The variability is in the sex chromosomes. *Evolution* **67**, 3662–3668.
- \*RICHTER, S. H., KÄSTNER, N., LODDENKEMPER, D.-H., KAISER, S. & SACHSER, N. (2016). A time to wean? Impact of weaning age on anxiety-like behaviour and stability of behavioural traits in full adulthood. *PLoS One* **11**, e0167652.
- \*RIEGER, N. S. & MARLER, C. A. (2018). The function of ultrasonic vocalizations during territorial defence by pair-bonded male and female California mice. *Animal Behaviour* **135**, 97–108.
- RITCHE, S. J., COX, S. R., SHEN, X., LOMBARDO, M. V., REUS, L. M., ALLOZA, C., HARRIS, M. A., ALDERSON, H. L., HUNTER, S., NEILSON, E., LIEWALD, D. C. M., AUYEUNG, B., WHALLEY, H. C., LAWRIE, S. M. & GALE, C. R., et al. (2018). Sex differences in the adult human brain: evidence from 5216 UK Biobank participants. *Cerebral Cortex* **28**, 2959–2975.
- ‡RODRIGUEZ-MARTÍNEZ, S., CARRETE, M., ROQUES, S., REBOLO-IFRÁN, N. & TELLA, J. L. (2014). High urban breeding densities do not disrupt genetic monogamy in a bird species. *PLoS One* **9**, e91314.
- ‡ROGERS, W. (1987). Sex ratio, monogamy and breeding success in the Midas cichlid (*Cichlasoma citrinellum*). *Behavioral Ecology and Sociobiology* **21**, 47–51.
- ROHNER, P. T., BLANCKENHORN, W. U. & PUNIAMOORTHY, N. (2016). Sexual selection on male size drives the evolution of male-biased sexual size dimorphism via the prolongation of male development. *Evolution* **70**, 1189–1199.
- ‡ROHNER, P. T., PITNICK, S., BLANCKENHORN, W. U., SNOOK, R. R., BÄCHLI, G. & LÜPOLD, S. (2018). Interrelations of global macroecological patterns in wing and thorax size, sexual size dimorphism, and range size of the Drosophilidae. *Ecography* **41**, 1707–1717.
- ‡ROHWER, F. C. & ANDERSON, M. G. (1988). Female-biased philopatry, monogamy, and the timing of pair formation in migratory waterfowl. In *Current Ornithology* (ed. R. F. JOHNSTON). Springer, Boston.
- \*ROKKA, K., PIIHLAJA, M., SITARI, H. & SOULSBURY, C. D. (2014). Sex-specific differences in offspring personalities across the laying order in magpies *Pica pica*. *Behavioural Processes* **107**, 79–87.
- ‡RÖNN, J., KATVALA, M. & ARNQVIST, G. (2006). The costs of mating and egg production in *Callosobruchus* seed beetles. *Animal Behaviour* **72**, 335–342.
- \*ROTA, T., JABIOL, J., CHAUVET, E. & LEGERE, A. (2018). Phenotypic determinants of inter-individual variability of litter consumption rate in a detritivore population. *Oikos* **127**, 1670–1678.
- ROWE, L. & HOULE, D. (1996). The lek paradox and the capture of genetic variance. *Proceedings of the Royal Society of London. Series B: Biological Sciences* **263**, 1415–1421.
- \*ROY, T. & BHAT, A. (2018). Population, sex and body size: determinants of behavioural variations and behavioural correlations among wild zebrafish *Danio rerio*. *Royal Society Open Science* **5**, 170978.
- \*ROYAUTÉ, R., BUDDLE, C. M. & VINCENT, C. (2015). Under the influence: sublethal exposure to an insecticide affects personality expression in a jumping spider. *Functional Ecology* **29**, 962–970.
- \*RYMER, T. L. & PILLAY, N. (2012). The development of exploratory behaviour in the African striped mouse *Rhabdomys* reflects a gene × environment compromise. *Behavior Genetics* **42**, 845–856.
- \*SAARISTO, M., McLENNAN, A., JOHNSTONE, C. P., CLARKE, B. O. & WONG, B. B. M. (2017). Impacts of antidepressant fluoxetine on the anti-predator behaviours of wild guppies (*Poecilia reticulata*). *Aquatic Toxicology* **183**, 38–45.
- ‡SAKALUK, S. K. & CADE, W. H. (1983). The adaptive significance of female multiple matings in house and field crickets. In *Orthopteran Mating Systems: Sexual Competition in a Diverse Group of Insects* (eds D. T. Gwynne and G. K. Morris). Westview Press, Boulder.
- ‡SANCHEZ-GUILLÉN, R. A., CÓRDOBA-AGUILAR, A., CORDERO-RIVERA, A. & WELLENREUTHER, M. (2014). Genetic divergence predicts reproductive isolation in damselfishes. *Journal of Evolutionary Biology* **27**, 76–87.
- \*SANDRI, C., VALLARIN, V., SAMMARINI, C., REGAIOLLI, B., PICCIRILLO, A. & SPIEZIO, C. (2017). How to be a great dad: parental care in a flock of greater flamingo (*Phoenicopterus roseus*). *PeerJ* **5**, e3404.
- ‡SANTIAGO-MORENO, J., CASTAÑO, C., TOLEDANO-DÍAZ, A., ESTESO, M. C., LÓPEZ-SEBASTIÁN, A., GAÑAN, N., HIERRO, M. J., MARCHAL, F., CAMPO, J. L. & BLESBOIS, E. (2015). Characterization of red-legged partridge (*Alectoris rufa*) sperm: seasonal changes and influence of genetic purity. *Poultry Science* **94**, 80–87.
- \*SANTICCHIA, F., GAGNAISON, C., BISI, F., MARTINOLI, A., MATTHYSEN, E., BERTOLINO, S. & WAUTERS, L. A. (2018). Habitat-dependent effects of personality on survival and reproduction in red squirrels. *Behavioral Ecology and Sociobiology* **72**, 134.
- \*SANTILLÁN-DOHERTY, A. M., CORTÉS-SOTRES, J., ARENAS-ROSAS, R. V., MÁRQUEZ-ARIAS, A., CRUZ, C., MUÑOZ-DELGADO, J. & DÍAZ, J. L. (2010). Novelty-seeking temperament in captive stump-tail macaques (*Macaca arctoides*) and spider monkeys (*Ateles geoffroyi*). *Journal of Comparative Psychology* **124**, 211–218.
- \*SCHERER, U., KUHNHARDT, M. & SCHUETT, W. (2018). Predictability is attractive: female preference for behaviourally consistent males but no preference for the level of male aggression in a bi-parental cichlid. *PLoS One* **13**, e0195766.
- ‡SCHRADIN, C., EDER, S. & MÜLLER, K. (2012). Differential investment into testes and sperm production in alternative male reproductive tactics of the African striped mouse (*Rhabdomys pumilio*). *Hormones and Behavior* **61**, 686–695.
- ‡SCHRADIN, C. & PILLAY, N. (2005). Demography of the striped mouse (*Rhabdomys pumilio*) in the succulent karoo. *Mammalian Biology* **70**, 84–92.
- \*SCHUETT, W., DELFS, B., HALLER, R., KRUBER, S., ROOLFS, S., TIMM, D., WILLMANN, M. & DREES, C. (2018). Ground beetles in city forests: does urbanization predict a personality trait? *PeerJ* **6**, e4360.
- SCHUETT, W., TREGENZA, T. & DALL, S. R. X. (2010). Sexual selection and animal personality. *Biological Reviews* **85**, 217–246.
- \*SCHÜRCH, R. & HEG, D. (2010). Life history and behavioral type in the highly social cichlid *Neolamprologus pulcher*. *Behavioral Ecology* **21**, 588–598.
- \*SCHUSTER, A. C., CARL, T. & FOERSTER, K. (2017). Repeatability and consistency of individual behaviour in juvenile and adult Eurasian harvest mice. *The Science of Nature* **104**, 10.
- ‡SCOTT, D. K. & CLUTTON-BROCK, T. H. (1990). Mating systems, parasites and plumage dimorphism in waterfowl. *Behavioral Ecology and Sociobiology* **26**,
- \*SCOTT, E. M., MANN, J., WATSON-CAPPS, J. J., SARGEANT, B. L. & CONNOR, R. C. (2005). Aggression in bottlenose dolphins: evidence for sexual coercion, male-male competition, and female tolerance through analysis of tooth-rake marks and behaviour. *Behaviour* **142**, 21–44.
- ‡SCHAEDELIN, F. C., VAN DONGEN, W. F. D. & WAGNER, R. H. (2015). Mate choice and genetic monogamy in a biparental colonial fish. *Behavioral Ecology* **26**, 782–788.
- ‡SCHWAGMEYER, P. L. & WOONTNER, S. J. (1986). Scramble competition polygyny in thirteen-lined ground squirrels: the relative contributions of overt conflict and competitive mate searching. *Behavioral Ecology and Sociobiology* **19**, 359–364.
- \*SEAVER, C. M. S. & HURD, P. L. (2017). Are there consistent behavioral differences between sexes and male color morphs in *Pelvicachromis pulcher*? *Zoology* **122**, 115–125.
- \*SELONEN, V. & HANSKI, I. K. (2006). Habitat exploration and use in dispersing juvenile flying squirrels. *Journal of Animal Ecology* **75**, 1440–1449.
- ‡SELONEN, V., PAINTER, J. N., RANTALA, S. & HANSKI, I. K. (2013). Mating system and reproductive success in the Siberian flying squirrel. *Journal of Mammalogy* **94**, 1266–1273.
- ‡SELONEN, V., WISTBACKA, R. & SANTANGELI, A. (2016). Sex-specific patterns in body mass and mating system in the Siberian flying squirrel. *BMC Zoology* **1**,
- SENIOR, A. M., VIECHTBAUER, W. & NAKAGAWA, S. (2020). Revisiting and expanding the meta-analysis of variation: the log coefficient of variation ratio. *Research Synthesis Methods* **11**, 553–567.
- ‡SETHI, V. K. & BHATT, D. (2007). Provisioning of young by the oriental magpie-robin (*Copysychus saularis*). *The Wilson Journal of Ornithology* **119**, 356–360. <http://dx.doi.org/10.1676/06-105.1>
- ‡SEUTIN, G., BOAG, P. T., WHITE, B. N. & RATCLIFFE, L. M. (1991). Sequential polyandry in the common reedpoll (*Carduelis flammula*). *The Auk* **108**, 166–170.
- ‡SHAFFER, S. A., WEIMERSKIRCH, H. & COSTA, D. P. (2001). Functional significance of sexual dimorphism in wandering albatrosses, *Diomedea exulans*. *Functional Ecology* **15**, 203–210.
- SHIELDS, S. A. (1975). Functionalism, Darwinism, and the psychology of women. *American Psychologist* **30**, 739–754.
- SHIELDS, S. A. (1982). The variability hypothesis: the history of a biological model of sex differences in intelligence. *Signs: Journal of Women in Culture and Society* **7**, 769–797.
- SHINE, R. (1989). Ecological causes for the evolution of sexual dimorphism: a review of the evidence. *Quarterly Review of Biology* **64**, 419–461.
- SHVETSOVA, E., SOFRONOVA, A., MONAJEMI, R., GAGALOVA, K., DRAISMA, H. H. M., WHITE, S. J., SANTEN, G. W. E., DE SOUSA, C., LOPES, S. M., HEIJMANS, B. T., VAN MEURS, J., JANSEN, R., FRANKE, L., KIEBASA, S. M., DEN DUNNEN, J. T. & THOEN, P. A. C. (2019). Skewed X-inactivation is common in the general female population. *American Journal of Human Genetics* **27**, 455–465.
- ‡SIDOROVICH, V., KRUK, H. & MACDONALD, D. W. (1999). Body size, and interactions between European and American mink (*Mustela lutreola* and *M. vison*) in Eastern Europe. *Journal of Zoology* **248**, 521–527.
- SIH, A., BELL, A. M. & JOHNSON, J. C. (2004). Behavioral syndromes: an ecological and evolutionary overview. *Trends in Ecology and Evolution* **19**, 372–378.
- ‡SIMCOX, H., COLEGRAVE, N., HEENAN, A., HOWARD, C. & BRAITHWAITE, V. A. (2005). Context-dependent male mating preferences for unfamiliar females. *Animal Behaviour* **70**, 1429–1437.

- \*SKOG, M. (2009). Intersexual differences in European lobster (*Homarus gammarus*): recognition mechanisms and agonistic behaviours. *Behaviour* **146**, 1071–1091.
- \*SLATER, K. Y., SCHAFFNER, C. M. & AURELI, F. (2009). Sex differences in the social behavior of wild spider monkeys (*Ateles geoffroyi yucatanensis*). *American Journal of Primatology* **71**, 21–29.
- SMITH, B. R. & BLUMSTEIN, D. T. (2008). Fitness consequences of personality: a meta-analysis. *Behavioral Ecology* **19**, 448–455.
- ‡SMITH, R. J. & CHEVERUD, J. M. (2002). Scaling of sexual dimorphism in body mass: a phylogenetic analysis of Rensch's rule in primates. *International Journal of Primatology* **23**, 1095–1135.
- ‡SMORKATCHEVA, A. V., ORLOVA, D. V. (2011). Effect of polygyny on female reproductive success in the mandarin vole, *Microtus mandarinus* (Rodentia, Arvicolinae). *Biology Bulletin*, **38**, 699–708.
- \*SNEKSER, J. L., MCROBERT, S. P. & CLOTFELTER, E. D. (2006). Social partner preferences of male and female fighting fish (*Betta splendens*). *Behavioural Processes* **72**, 38–41.
- SNELL, D. M. & TURNER, J. M. A. (2018). Sex chromosome effects on male–female differences in mammals. *Current Biology* **28**, R1313–R1324.
- \*SOL, D., MASPONS, J., GONZALEZ-VOYER, A., MORALES-CASTILLA, I., GARAMSZEKI, L. Z., MØLLER, A. P. (2018). Risk-taking behavior, urbanization and the pace of life in birds. *Behavioral Ecology and Sociobiology*, **72**, 59.
- ‡SORCI, G., MØLLER, A. P. & CLOBERT, J. (1998). Plumage dichromatism of birds predicts introduction success in New Zealand. *Journal of Animal Ecology* **67**, 263–269.
- \*SØRENSEN, D., HANSE, H., KROHN, T. & BERTELSEN, T. (2010). Preferences for limited versus no contact in SD rats. *Laboratory Animals* **44**, 274–277.
- ‡SPELT, A., PICHEGRU, L. (2017). Sex allocation and sex-specific parental investment in an endangered seabird. *Ibis*, **159**, 272–284.
- ‡SPENCE, R., GERLACH, G., LAWRENCE, C. & SMITH, C. (2008). The behaviour and ecology of the zebrafish, *Danio rerio*. *Biological Reviews* **83**, 13–34.
- \*SPERRY, J. H. & WEATHERHEAD, P. J. (2012). Individual and sex-based differences in behaviour and ecology of rat snakes in winter. *Journal of Zoology* **287**, 142–149.
- \*STANLEY, C. R., METTKE-HOFMANN, C. & PREZIOSI, R. F. (2017). Personality in the cockroach *Diploptera punctata*: evidence for stability across developmental stages despite age effects on boldness. *PLoS One* **12**, e0176564.
- \*STEER, D. & DOODY, J. S. (2009). Dichotomies in perceived predation risk of drinking wallabies in response to predatory crocodiles. *Animal Behaviour* **78**, 1071–1078.
- STERNE, J. A. C., SUTTON, A. J., IOANNIDIS, J. P. A., TERRIN, N., JONES, D. R., LAU, J., CARPENTER, J., RÜCKER, G., HARBORD, R. M., SCHMID, C. H., TETZLAFF, J., DEEKS, J. J., PETERS, J. J., MACASKILL, P. & SCHWARZER, G., et al. (2011). Recommendations for examining and interpreting funnel plot asymmetry in meta-analyses of randomised controlled trials. *The British Medical Journal* **343**, d4002.
- STEWART-WILLIAMS, S. & HALSEY, L. G. (2021). Men, women, and STEM: why the differences and what should be done? *European Journal of Personality* **35**, 3–39.
- ‡STIRRAT, S. C. (2003). Seasonal changes in home-range area and habitat use by the agile wallaby (*Macropus agilis*). *Wildlife Research*, **30**, 593.
- STOCKLEY, P. & BRØ-JØRGENSEN, J. (2011). Female competition and its evolutionary consequences in mammals. *Biological Reviews* **86**, 341–366.
- ‡STOCKLEY, P., GAGE, M. J. G., PARKER, G. A. & MØLLER, A. P. (1997). Sperm competition in fishes: the evolution of testis size and ejaculate characteristics. *The American Naturalist* **149**, 933–954.
- ‡STONE, D., JEPSON, P., KRAMARZ, P. & LASKOWSKI, R. (2001). Time to death response in carabid beetles exposed to multiple stressors along a gradient of heavy metal pollution. *Environmental Pollution* **113**, 239–244.
- ‡STONER, D. C., WOLFE, M. I. L., MECHAM, C., MECHAM, M. B., DURHAM, S. L. & CHOATE, D. M. (2013). Dispersal behaviour of a polygynous carnivore: do cougars *Puma concolor* follow source-sink predictions?. *Wildlife Biology*, **19**, 289–301.
- ‡STRUNTZ, W. D. J., KUCKLICK, J. R., SCHANTZ, M. M., BECKER, P. R., MCFEE, W. E. & STOLEN, M. K. (2004). Persistent organic pollutants in rough-toothed dolphins (*Steno bredanensis*) sampled during an unusual mass stranding event. *Marine Pollution Bulletin* **48**, 164–192.
- ‡SUN, Y., LI, M., SONG, G., LEI, F., LI, D. & WU, Y. (2017). The role of climate factors in geographic variation in body mass and wing length in a passerine bird. *Avian Research* **8**, 1.
- ‡SUNDBERG, J. & DIXON, A. (1996). Old, colourful male yellowhammers, *Emberiza citrinella*, benefit from extra-pair copulations. *Animal Behaviour* **52**, 113–122.
- ‡SURIYAMPOLA, P. S. (2013). Territoriality and landscape of aggression. Doctoral dissertation, University of Louisville, KY. <https://doi.org/10.18297/ctd/1410>
- ‡SvÄRD, L. (1985). Paternal investment in a monandrous butterfly, *Pararge aegeria*. *Oikos* **45**, 66–70.
- TABORSKY, M. & BROCKMANN, H. (2010). Alternative reproductive tactics and life history phenotypes. In *Animal Behaviour: Evolution and Mechanisms* (ed. P. KAPPELER). Springer, Berlin, Heidelberg.
- ‡TAGUE, R. G. (1995). Variation in pelvic size between males and females in nonhuman anthropoids. *American Journal of Physical Anthropology* **97**, 213–233.
- \*TANAKA, T. (2015). Sex differences in exploratory behaviour of laboratory CD-1 mice (*Mus musculus*). *Scandinavian Journal of Laboratory Animal Science* **41**, 1–9.
- TARKA, M., GUENTHER, A., NIEMELÄ, P. T., NAKAGAWA, S. & NOBLE, D. W. A. (2018). Sex differences in life history, behavior, and physiology along a slow-fast continuum: a meta-analysis. *Behavioral Ecology and Sociobiology* **72**, 132.
- TAYLOR, C. L. & BARBOT, B. (2021). Gender differences in creativity: examining the greater male variability hypothesis in different domains and tasks. *Personality and Individual Differences* **174**, 110661.
- \*TAYLOR, J. H., MUSTOE, A. C. & FRENCH, J. A. (2014). Behavioral responses to social separation stressor change across development and are dynamically related to HPA activity in marmosets. *American Journal of Primatology* **76**, 239–248.
- ‡TELLERÍA, J. L., BLÁZQUEZ, M., DE LA HERA, I. & PÉREZ-TRIS, J. (2013). Migratory and resident blackcaps *Sylvia atricapilla* wintering in southern Spain show no resource partitioning. *Ibis* **155**, 750–761.
- ‡TEMRIN, H. & TULLBERG, B. S. (1995). A phylogenetic analysis of the evolution of avian mating systems in relation to altricial and precocial young. *Behavioral Ecology* **6**, 296–307.
- ‡THOMPSON, G. A., MCLAY, C. L. (2005). Mating behaviour of *Heterozius rotundifrons* (Crustacea : Brachyura : Belliidae): is it a hard or soft shell mater?. *Marine and Freshwater Research*, **56**, 1107.
- THOMPSON, H. B. (1903). *The Mental Traits of Sex*. University of Chicago Press, Chicago.
- ‡THONHAUSER, K. E., THOSS, M., MUSOLF, K., KLAUS, T. & PENN, D. J. (2014). Multiple paternity in wild house mice (*Mus musculus musculus*): effects on offspring genetic diversity and body mass. *Ecology and Evolution*, **4**, 200–209.
- \*THOR, D. H., HARRISON, R. J., SCHNEIDER, S. R. & CARR, W. J. (1988). Sex differences in investigatory and grooming behaviors of laboratory rats (*Rattus norvegicus*) following exposure to novelty. *Journal of Comparative Psychology* **102**, 188–192.
- \*THORÉ, E. S. J., STEENAERTS, L., PHILIPPE, C., GRÉGOIR, A., BRENDONCK, L. & PINCEEL, T. (2018). Individual behavioral variation reflects personality divergence in the upcoming model organism *Nothobranchius furzeri*. *Ecology and Evolution*, **8**, 8448–8457.
- ‡THORÉN, S., LINDENFORS, P. & KAPPELER, P. (2006). Phylogenetic analyses of dimorphism in primates: evidence for stronger selection on canine size than on body size. *American Journal of Physical Anthropology* **130**, 50–59.
- \*TIERNEY, A. J., ANDREWS, K., HAPPER, K. R. & WHITE, M. K. M. (2013). Dear enemies and nasty neighbors in crayfish: effects of social status and sex on responses to familiar and unfamiliar conspecifics. *Behavioural Processes* **99**, 47–51.
- ‡TOLLEY, K. A., READ, A. J., WELLS, R. S., URIAN, K. W., SCOTT, M. D., IRVINE, A. B. & HOHN, A. A. (1995). Sexual dimorphism in wild bottlenose dolphins (*Tursiops truncatus*) from Sarasota, Florida. *Journal of Mammalogy* **76**, 1190–1198.
- ‡TOLONEN, P. & KORPIMÄKI, E. (1995). Parental effort of kestrels (*Falco tinnunculus*) in nest defense: effects of laying time, brood size, and varying survival prospects of offspring. *Behavioral Ecology* **6**, 435–441.
- \*TOSCANO, B. J., GATTO, J. & GRIFFEN, B. D. (2014). Effect of predation threat on repeatability of individual crab behavior revealed by mark-recapture. *Behavioral Ecology and Sociobiology* **68**, 519–527.
- \*TRAISNEL, G. & PICHEGRU, L. (2018). Does it always pay to defend one's nest? A case study in African penguin. *Ethology* **124**, 74–83.
- \*TRAN, S. & GERLAI, R. (2013). Individual differences in activity levels in zebrafish (*Danio rerio*). *Behavioural Brain Research* **257**, 224–229.
- ‡TROCET, A., MOULHERAT, S., CALVEZ, O., STEVENS, V. M., CLOBERT, J. & SCHMELLER, D. S. (2014). A database of life-history traits of European amphibians. *Biodiversity Data Journal* **2**, e4123.
- \*TRONCOSO-PALACIOS, J. & LABRA, A. (2012). Is the exploratory behavior of *Liolaemus nitidus* modulated by sex? *Acta Herpetologica* **7**, 69–80.
- \*TSAI, P. P., STELZER, H. D., HEDRICH, H. J. & HACKBARTH, H. (2003). Are the effects of different enrichment designs on the physiology and behaviour of DBA/2 mice consistent? *Laboratory Animals* **37**, 314–327.
- \*TULLOZI, B., FRACASSO, G., HOI, H. & GRIGGIO, M. (2018). House sparrows' (*Passer domesticus*) behaviour in a novel environment is modulated by social context and familiarity in a sex-specific manner. *Frontiers in Zoology* **15**, 16.
- ‡TURK, E., KUNTNER, M., KRALJ-FIŠER, S. (2018). Cross-sex genetic correlation does not extend to sexual size dimorphism in spiders. *The Science of Nature*, **105**, 1.
- ‡TURNER, T. R., ANAPOL, F. & JOLLY, C. J. (1997). Growth, development, and sexual dimorphism in vervet monkeys (*Cercopithecus aethiops*) at four sites in Kenya. *American Journal of Physical Anthropology* **103**, 19–35.
- ‡VALERA, F. (2003). Male shrikes punish unfaithful females. *Behavioral Ecology*, **14**, 403–408.
- \*VAN DE KERK, M., ONORATO, D. P., CRIFFIELD, M. A., BOLKER, B. M., AUGUSTINE, B. C., MCKINLEY, S. A. & OLI, M. K. (2015). Hidden semi-Markov models reveal multiphasic movement of the endangered Florida panther. *Journal of Animal Ecology* **84**, 576–585.
- VAN DER VAN DER LINDEN, D., DUNKEL, C. S. & MADISON, G. (2017). Sex differences in brain size and general intelligence (g). *Intelligence* **63**, 78–88.

- ♀VAN DER VAN DER MEEREN, G. I. (1994). Sex- and size-dependent mating tactics in a natural population of shore crabs *Carcinus maenas*. *Journal of Animal Ecology* **63**, 307–314.
- ♀VAN DER VAN DER MEEREN, G. I., CHANDRAPAVAN, A. & BREITHAUPT, T. (2008). Sexual and aggressive interactions in a mixed species group of lobsters *Homarus gammarus* and *H. americanus*. *Aquatic Biology* **2**, 191–200.
- VAN EIJK, L., ZHU, D., COUVY-DUCHESNE, B., STRIKE, L. T., LEE, A. J., HANSELL, N. K., THOMPSON, P. M., DE ZUBICARAY, G. I., MCMAHON, K. L., WRIGHT, M. J. & ZIETSCH, B. P. (2021). Are sex differences in human brain structure associated with sex differences in behaviour? *PsyArXiv*. <https://doi.org/10.31234/osf.io/8fcve>.
- \*VAN HORIK, J. O., LANGLEY, E. J. G., WHITESIDE, M. A. & MADDEN, J. R. (2017). Differential participation in cognitive tests is driven by personality, sex, body condition and experience. *Behavioural Processes* **134**, 22–30.
- \*VAN OVERVELD, T., ADRIAENSEN, F. & MATTHYSEN, E. (2015). No evidence for correlational selection on exploratory behaviour and natal dispersal in the great tit. *Evolutionary Ecology* **29**, 137–156.
- \*VAN OVERVELD, T., CAREAU, V., ADRIAENSEN, F. & MATTHYSEN, E. (2014). Seasonal- and sex-specific correlations between dispersal and exploratory behaviour in the great tit. *Oecologia* **174**, 109–120.
- ♀VANPÉ, C., KJELLANDER, P., GALAN, M., COSSON, J. F., AULAGNIER, S., LIBERG, O. & HEWISON, A. J. M. (2008). Mating system, sexual dimorphism, and the opportunity for sexual selection in a territorial ungulate. *Behavioral Ecology* **19**, 309–316.
- ♀VARGAS, M. J. & DE SOSTOA, A. (1997). Life-history pattern of the Iberian toothcarp *Aphanius iberus* (Pisces, Cyprinodontidae) from a Mediterranean estuary, the Ebro Delta (Spain). *Netherlands Journal of Zoology* **47**, 143–160.
- \*VELANDO, A., COSTA, M. M. & KIM, S.-Y. (2017). Sex-specific phenotypes and metabolism-related gene expression in juvenile sticklebacks. *Behavioral Ecology* **28**, 1553–1563.
- ♀VERMETTE, R. & FAIRBAIRN, D. J. (2002). How well do mating frequency and duration predict paternity success in the polygynandrous water strider *Aquarius remigis*? *Evolution* **56**, 1808–1820.
- VIECHTBAUER, W. (2010). Conducting meta-analyses in R with the metafor package. *Journal of Statistical Software* **36**, 1–48.
- WADE, M. J. (1979). Sexual selection and variance in reproductive success. *The American Naturalist* **114**, 742–764.
- ♀WALKER, D., PORTER, B. A., AVISE, J. C. (2002). Genetic parentage assessment in the crayfish *Oreocetes placidus*, a high-fecundity invertebrate with extended maternal brood care. *Molecular Ecology* **11**, 2115–2122.
- ♀WALLANDER, J. & ANDERSSON, M. (2003). Reproductive tactics of the ringed plover *Charadrius hiaticula*. *Journal of Avian Biology* **34**, 259–266.
- \*WALTER, G. M., VAN ÜTREGT, V. O. & WILSON, R. S. (2011). Social control of unreliable signals of strength in male but not female crayfish, *Cherax destructor*. *Journal of Experimental Biology* **214**, 3294–3299.
- ♀WANG, Y., LIU, H., WANG, H., WANG, Y., MA, L. & YI, G. (2019). Polygyny in the Eurasian kestrel (*Falco tinnunculus*): behavior, morphology, age, heterozygosity, and relatedness. *Journal of Raptor Research* **53**, 202–206.
- ♀WAUTERS, L., DHONDT, A. & DE VOS, R. (1990). Factors affecting male mating success in red squirrels (*Sciurus vulgaris*). *Ethology Ecology & Evolution*, **2**, 195–204.
- ♀WAUTERS, L. A., VERMEULEN, M., VAN DONGEN, S., BERTOLINO, S., MOLINARI, A., TOSI, G. & MATTHYSEN, E. (2007). Effects of spatio-temporal variation in food supply on red squirrel *Sciurus vulgaris* body size and body mass and its consequences for some fitness components. *Ecography* **30**, 51–65.
- ♀WECKERLEY, F. W. (1998). Sexual-size dimorphism: influence of mass and mating systems in the most dimorphic mammals. *Journal of Mammalogy* **79**, 33–52.
- ♀WETTON, J. H. & PARKIN, D. T. (1991). An association between fertility and cuckoldry in the house sparrow, *Passer domesticus*. *Proceedings of the Royal Society of London. Series B: Biological Sciences* **245**, 227–233.
- \*WETZEL, D. P., HATCH, M. I. & WESTNEAT, D. F. (2015). Genetic sources of individual variation in parental care behavior. *Behavioral Ecology and Sociobiology* **69**, 1933–1943.
- \*WETZEL, D. P. & WESTNEAT, D. F. (2014). Parental care syndromes in house sparrows: positive covariance between provisioning and defense linked to parent identity. *Ethology* **120**, 249–257.
- \*WEXLER, Y., SUBACH, A., PRUITT, J. N. & SCHARF, I. (2016). Behavioral repeatability of flour beetles before and after metamorphosis and throughout aging. *Behavioral Ecology and Sociobiology* **70**, 745–753.
- WIERENGA, L. M., DOUCET, G., DIMA, D., AGARTZ, I., AGHAJANI, M., AKUDJEDU, T., ALBAJES-EIZAGIRRE, A., ALNAES, D., ALPERT, K., ANDREASSEN, O. A., ANTICEVIC, A., ASHERSON, P., BANASCHIEWSKI, T., BARGALLO, N. & BAUMEISTER, S., et al. (2020). Greater male than female variability in regional brain structure across the lifespan. *Human Brain Mapping*. <https://doi.org/10.1002/hbm.25204>.
- \*WILSON, A. D. M., SZEKERES, P., VIOLICH, M., GUTOWSKY, L. F. G., ELIASON, E. J. & COOKE, S. J. (2017). Activity syndromes and metabolism in giant deep-sea isopods. *Deep Sea Research Part I: Oceanographic Research Papers*, **121**, 237–244.
- \*WILSON, A. D. M., WHATTAM, E. M., BENNETT, R., VISANUVIMOL, L., LAUZON, C. & BERTRAM, S. M. (2010). Behavioral correlations across activity, mating, exploration, aggression, and antipredator contexts in the European house cricket, *Achetia domestica*. *Behavioral Ecology and Sociobiology* **64**, 703–715.
- \*WILSON, A. J., GRIMMER, A. & ROSENTHAL, G. G. (2013). Causes and consequences of contest outcome: aggressiveness, dominance and growth in the sheephead swordtail, *Xiphophorus birchmanni*. *Behavioral Ecology and Sociobiology* **67**, 1151–1161.
- ♀WILSON, G. L. & ERNST, C. H. (2005). Reproductive ecology of the *Terrapene carolina carolina* (eastern box turtle) in central Virginia. *Southeastern Naturalist* **4**, 689–702.
- \*WILTENMUTH, E. B. (1996). Agonistic and sensory behaviour of the salamander *Desmognathus eschscholtzii* during asymmetrical contests. *Animal Behaviour* **52**, 841–850.
- ♀WINDBERG, L. A., ENGEMAN, R. M. & BROMAGHIN, J. F. (1991). Body size and condition of coyotes in southern Texas. *Journal of Wildlife Diseases* **27**, 47–52.
- ♀WINKLER, H. & MICHALEK, K. G. (2001). Parental care and parentage in monogamous great spotted woodpeckers (*Picoides major*) and middle spotted woodpeckers (*Picoides medius*). *Behaviour* **138**, 1259–1285.
- \*WINSHIP, K. A. & ESKELINEN, H. C. (2018). Behavioral responses of two species of dolphins to novel video footage: an exploration of sex differences. *Zoo Biology* **37**, 399–407.
- WOLF, M. & MCNAMARA, J. M. (2012). On the evolution of personalities via frequency-dependent selection. *The American Naturalist* **179**, 679–692.
- WOLF, M., VAN DOORN, G. S., LEIMAR, O. & WEISSING, F. J. (2007). Life-history trade-offs favour the evolution of animal personalities. *Nature* **447**, 581–584.
- WOLF, M. & WEISSING, F. J. (2010). An explanatory framework for adaptive personality differences. *Philosophical Transactions of the Royal Society B: Biological Sciences* **365**, 3959–3968.
- \*WONG, R. Y., PERRIN, F., OXENDINE, S. E., KEZIOS, Z. D., SAWYER, S., ZHOU, L., DEREJE, S. & GODWIN, J. (2012). Comparing behavioral responses across multiple assays of stress and anxiety in zebrafish (*Danio rerio*). *Behaviour* **149**, 1205–1240.
- ♀WONG, S. C., DYKSTRA, M., CAMPBELL, J. M. & EARLEY, R. L. (2008). Measuring water-borne cortisol in convict cichlids (*Amatitlania nigrofasciata*): is the procedure a stressor? *Behaviour* **145**, 1283–1305.
- \*WOOD, N. I., CARTA, V., MILDE, S., SKILLINGS, E. A., MCALLISTER, C. J., ANG, Y. L. M., DUGUID, A., WIJESURIYA, N., AFZAL, S. M., FERNANDES, J. X., LEONG, T. W. & MORTON, J. (2010). Responses to environmental enrichment differ with sex and genotype in a transgenic mouse model of Huntington's disease. *PLoS One* **5**, e9077.
- ♀WOODHEAD, A. P. (1985). Sperm mixing in the cockroach *Diploptera punctata*. *Evolution* **39**, 159–164.
- \*WUERZ, Y. & KRÜGER, O. (2015). Personality over ontogeny in zebra finches: long-term repeatable traits but unstable behavioural syndromes. *Frontiers in Zoology* **12**, S9.
- WYMAN, M. J. & ROWE, L. (2014). Male bias in distributions of additive genetic, residual, and phenotypic variances of shared traits. *The American Naturalist* **184**, 326–337.
- ♀WYNN-EDWARDS, K. E. & LISK, R. D. (1988). Differences in behavioral responses to a competitive mating situation in two species of dwarf hamster (*Phodopus campbelli* and *P. sungorus*). *Journal of Comparative Psychology* **102**, 49–55.
- ♀XI, C. & ANDERS, ÅGMO, A. (2015). Sociosexual behaviors of male rats (*Rattus norvegicus*) in a seminatural environment. *Journal of Comparative Psychology* **129**, 132–144.
- \*XUAN, I. C. Y. & HAMPSON, D. R. (2014). Gender-dependent effects of maternal immune activation on the behavior of mouse offspring. *PLoS One* **9**, e104433.
- ♀YAHNER, R. H. (1978). The adaptive nature of the social system and behavior in the eastern chipmunk, *Tamias striatus*. *Behavioral Ecology and Sociobiology* **3**, 397–427.
- ♀YAMAGUCHI, N., SARNO, R. J., JOHNSON, W. E., O'BRIEN, S. J. & MACDONALD, D. W. (2004). Multiple paternity and reproductive tactics of free-ranging American minks, *Mustela vison*. *Journal of Mammalogy* **85**, 432–439.
- ♀YEH, H. S. & ROUSE, D. B. (1995). Effects of water temperature, density, and sex ratio on the spawning rate of red claw crayfish *Cherax quadricarinatus* (von Martens). *Journal of the World Aquaculture Society* **26**, 160–164.
- ♀YOM-TOV, Y. (2001). Global warming and body mass decline in Israeli passerine birds. *Proceedings of the Royal Society London B* **268**, 947–952.
- \*YOSHIDA, K. C. S., VAN METER, P. E. & HOLEKAMP, K. E. (2016). Variation among free-living spotted hyenas in three personality traits. *Behaviour* **153**, 1665–1722.
- \*YOUNG, C. M., CAIN, K. E., SVEDIN, N., BACKWELL, P. R. Y. & PRYKE, S. R. (2017a). Predictors of aggressive response towards simulated intruders depend on context and sex in crimson finches (*Neochmia phaeton*). *Behavioural Processes* **138**, 41–48.
- ♀YOUNG, C., MCFARLAND, R., BARRETT, L. & HENZI, S. P. (2017b). Formidable females and the power trajectories of socially integrated male vervet monkeys. *Animal Behaviour* **125**, 61–67.
- \*YOUNG, J. K., MAHE, M. & BRECK, S. (2015). Evaluating behavioral syndromes in coyotes (*Canis latrans*). *Journal of Ethology* **33**, 137–144.
- YU, G., SMITH, D. K., ZHU, H., GUAN, Y. & LAM, T. T.-Y. (2017). ggtree: an r package for visualization and annotation of phylogenetic trees with their covariates and other associated data. *Methods in Ecology and Evolution*, **8**, 28–36.
- ♀YÜ, G. H., LI, J. L., WANG, C. M., XIA, J. H., WANG, G. L. & FENG, J. B. (2010). High prevalence of multiple paternity in the invasive crayfish species, *Procambarus clarkii*. *International Journal of Biological Sciences* **6**, 107–115.

- ZAJITSCHKE, S., ZAJITSCHKE, F., BONDURIANSKY, R., BROOKS, R. C., CORNWELL, W., FALSTER, D. S., LAGISZ, M., MASON, J., SENIOR, A. M., NOBLE, D. W. A. & NAKAGAWA, S. (2020). Sexual dimorphism in trait variability and its eco-evolutionary and statistical implications. *eLife* **9**, e63170.
- ‡ZANN, R. A. (1996). *Zebra Finch: A Synthesis of Field and Laboratory Studies*. Oxford University Press, Oxford.
- \*ZIDAR, J., BALOGH, A., FAVATI, A., JENSEN, P., LEIMAR, O., SORATO, E. & LØVLIE, H. (2018). The relationship between learning speed and personality is age- and task-dependent in red junglefowl. *Behavioral Ecology and Sociobiology* **72**, 168.
- \*ZIDAR, J., SORATO, E., MALMQVIST, A.-M., JANSSON, E., ROSHER, C., JENSEN, P., FAVATI, A. & LØVLIE, H. (2017). Early experience affects adult personality in the red junglefowl: a role for cognitive stimulation? *Behavioural Processes* **134**, 78–86.

## VIII. Supporting information

Additional supporting information may be found online in the Supporting Information section at the end of the article.

**Appendix S1.** Supporting information and methods.

**Table S1.** Key word search terms.

**Table S2.** Sensitivity contrast models with score data.

**Table S3.** Exploratory analyses – mating system.

**Table S4.** Exploratory analyses – age.

**Table S5.** Exploratory analyses – study population.

**Table S6.** Exploratory analyses – study environment.

**Table S7.** Exploratory analyses – study type.

**Table S8.** Sensitivity analyses – intercept models with **D** matrix ( $\rho = 0.3$ ).

**Table S9.** Sensitivity analyses – intercept models with **D** matrix ( $\rho = 0.5$ ).

**Table S10.** Sensitivity analyses – intercept models with **D** matrix ( $\rho = 0.8$ ).

**Table S11.** Sensitivity analyses – multi-level meta-regression personality trait models with **D** matrix ( $\rho = 0.3$ ).

**Table S12.** Sensitivity analyses – multi-level meta-regression personality trait models with **D** matrix ( $\rho = 0.5$ ).

**Table S13.** Sensitivity analyses – multi-level meta-regression personality trait models with **D** matrix ( $\rho = 0.8$ ).

**Table S14.** Intercept-only random effects meta-analysis model output for each of the five taxonomic groups comparing males and females for mean differences (SMD) and for variability (lnCVR).

**Table S15.** Multi-level meta-regression model output for each of the five taxonomic groups with personality trait type as a moderator.

**Table S16.** Subset meta-analysis models for each of the taxonomic groups/personality trait types where we could include sexual size dimorphism (SSD) as a moderator.

**Table S17.** Multi-level meta-regression model output for each of the five taxonomic groups with personality trait type and sexual size dimorphism (SSD), and their interaction, as moderator terms.

**Table S18.** Publication bias.

**Table S19.** Exploratory analysis – multi-level meta-regression model comparing (a) mean overall variability (lnCVR) and (b) personality trait effect sizes for variability for birds and mammals.

**Data file S1.** Final data file (data.xlsx).

**Data file S2.** Sexual selection data location file (sexual\_selection.xlsx).

**Data file S3.** R code used for data analysis (code.R).

**Appendix S2.** Supporting Information

(Received 11 January 2021; revised 13 November 2021; accepted 17 November 2021; published online 14 December 2021)